

## City of Tipton, Iowa

**Meeting:** Tipton City Council Meeting  
**Place:** Tipton Fire Station, 301 Lynn Street, Tipton, Iowa 52772  
**Date/Time:** Monday, May 18, 2026, 5:30 p.m.  
**Web Page:** [www.tiptoniowa.org](http://www.tiptoniowa.org)  
**Posted:** Thursday, May 14, 2026 (Front door of City Hall & City Website)

Please join my meeting from your computer, tablet, or smartphone.

<https://meet.goto.com/642904677>

You can also dial in using your phone.

Access Code:

642-904-677

United States (Toll Free):

[1 866 899 4679](tel:18668994679)

---

**Mayor:** Tammi Goerdt

---

<b>Council at Large:</b>	Abby Cummins-VanScoy	<b>Council At Large:</b>	Jason Paustian
<b>Council Ward #1</b>	Kevin Koob	<b>Council Ward #2</b>	Mike Helm
<b>Council Ward #3</b>	Luke Johnston	<b>City Attorney:</b>	Lynch Dallas, P.C.
<b>City Manager:</b>	Tom Doermann	<b>Gas Supt:</b>	Darren Lenz
<b>Finance Director:</b>	Melissa Armstrong	<b>Electric Supt:</b>	Jon Walsh
<b>City Clerk:</b>	Amy Lenz	<b>Water &amp; Sewer Supt:</b>	Brian Brennan
<b>Dir. Of Public Works:</b>	Steve Nash	<b>Ambulance Svc Dir:</b>	Brad Ratliff
<b>Police Chief:</b>	Lisa DuFour	<b>Economic Dev. Dir.</b>	Linda Beck
<b>Park &amp; Recreation:</b>	Adam Spangler	<b>Library Director:</b>	Kate Heffner

---

- A. **Call to Order**
- B. **Roll Call**
- C. **Pledge of Allegiance**
- D. **Agenda Additions/Agenda Approval**
- E. **Communications:**

If you wish to address the City Council regarding an issue, whether on the agenda or something not on the agenda, please approach the lectern and give your name and address for the public record before discussing your item. Scheduled communications are allowed to speak up to five minutes. Unscheduled communications are allowed to speak up to three minutes.

**F. Consent Agenda**

**Note:** These are routine items and will be enacted by one motion without separate discussion unless a Council Member requests separate consideration.

1. Approval – Council Meeting Minutes, April 27, 2026
2. Approval – Council Meeting Minutes, May 4, 2026
3. Approval – Cemetery Minutes, April 14, 2026
4. Approval – Investment and Treasurer’s Report, April 2026
5. Approval – Fire Protection Agreement with Sugar Creek Township
6. Approval – 2025 Annual Police Department Report

7. Approval – Pay Application No. 1 and Change Order No. 1 and No. 2 for the East 1<sup>st</sup> Street Reconstruction Project
8. Approval – Agreement for Garden & Associates to perform street inventory.
9. Approval – Use of north parking lot of Courthouse for Cedar County Public Health, Health and Wellness Fair, August 7<sup>th</sup>, 8:00 a.m. to 1:00 p.m.
10. Approval – Summary of the changes to the Personnel Policy and Procedure Manual
11. Approval – Claims Register which includes claims paid under the current Purchase Policy

**G. City Business**

1. Resolution No. 051826A: Resolution approving application for urban revitalization tax exemption filed by Andrew and Judy Jenkins for 515 West 2<sup>nd</sup> Street

**H. Reports of Mayor/ Council/ Manager/ Department Heads**

1. Mayor's Report
2. Council Reports
3. Committee Reports
4. City Manager's Report
5. Department Heads

**I. Adjournment**

Pursuant to §21.4(2) of the Code of Iowa, the City has the right to amend this agenda up until 24 hours before the posted meeting time.

**If anyone with a disability would like to attend the meeting, please call City Hall at 886-6187 to arrange for accommodations/transportation.**

April 27, 2026  
Fire Station  
301 Lynn Street  
Tipton, Iowa

The City Council of the City of Tipton, Cedar County, Iowa, met in regular session at 5:30 p.m. Mayor Goerdt called the meeting to order. Upon roll being called the following named council members were present: Helm, Paustian, Johnston, and Cummins. Absent: Koob. Also present: Doermann, Armstrong, Lenz, Nash, DuFour, D. Lenz, Walsh, B. Brennan, Ratliff, Terry Goerd, Coppess, other visitors, and the press.

**Agenda:**

Motion by Cummins, second by Paustian to approve the agenda as presented. Following the roll call vote the motion passed unanimously.

**Consent Agenda:**

Motion by Helm, second by Cummins to approve the consent agenda which includes April 13<sup>th</sup> Council Meeting Minutes, March 2026 Investment and Treasurer's Report, April 8<sup>th</sup> Airport Minutes, March 18<sup>th</sup> Library Minutes, March 26<sup>th</sup> Library Work Session Minutes, March 2026 Library Director's Report, April 14<sup>th</sup> Cemetery Minutes, Tipton Revitalization Incentive Program reimbursement for Dale and Cindy Kunde at 516 West 8<sup>th</sup> Street, Downtown Revitalization Incentive Program acquisition reimbursement for Sundstop II at 405 Cedar Street, block barrier for seating area in the park by the soccer fields, airport mowing contract with Kerry Wright, ECIA ambulance remount loan closing documents, and the following claims list. Following the roll call vote the motion passed unanimously.

A & P GRAPHICS & SIGNS	17 VETERAN BANNERS	2299.25
ACCESS SYSTEMS LEASING	COPIER AGREEMENT	1598.11
AFLAC	AFLAC AFTER TAX PY W/HOLDING	584.78
ALLEN J BONDERMAN	ATTACHMENT O FILINGS	2150.00
ALLIANCE ELECTRIC SERVICES	WAVE LIGHTS INDOOR POOL	21176.80
ASCENDANCE TRUCK CENTERS	PARTS AND SUPPLIES	145.62
AT&T MOBILITY	WIRELESS	1328.75
AUREON COMMUNICATIONS	PHONE, INTERNET, CIRCUIT	1249.69
AXA EQUI-VEST PROCESSING	DEF. COMP PRETAX	1095.00
BARNYARD DISCOVERIES	DEPOSIT FOR EVENT	625.00
BLUE CROSS/BLUE SHIELD	BCBS HEALTH INSURANCE	30848.44
BOUND TREE MEDICAL LLC	MEDICAL SUPPLIES	124.08
CEDAR COUNTY SOLID WASTE	TRANSFER FEES	5587.00
CENTRAL IOWA DISTRIBUTING	SUPPLIES	183.00
CINTAS	UNIFORMS	899.62
CITY OF TIPTON	MISC. EMPLOYEE REIMBURSEMENTS	275.00
CITY OF TIPTON FUNDS	ADMIN SERVICES	332999.30
CITY UTILITIES	CITY UTILITIES	23438.43
CJ COOPER & ASSOCIATES INC	SPECIMEN	55.00
COLLECTION SERVICES CENTER	CHILD SUPPORT	59.52
COMMUNITY INSURANCE SERVICES	BOILER & MACHINERY	12644.00
COUNTY AUTOMOTIVE SERVICES	TIRE REPAIRS	42.83
D & R PEST CONTROL	PEST CONTROL	244.20
EASTERN IOWA LIGHT & POWER	UTILITIES	1396.19
ELIJAH ENTERPRISES	REPAIR PARTS	245.16
ENERGY ECONOMICS INC	REMANUFACTURED METER	689.81

FILTRATION CORP. OF AMERICA	SUPPLIES	335.88
HASTY AWARDS	253 SOCCER MEDALS	669.27
I.R.S.	FEDERAL WITHHOLDING	26106.71
IOWA DEPARTMENT OF TRANSPORTATION	PERMIT RENEWAL	30.00
IOWA GEMT PAYMENT PROGRAM	STATE SHARE PAYMENTS	4688.25
IOWA LAW ENFORCEMENT ACADEMY	TRAINING	150.00
IPERS	IPERS WITHHOLDING	17680.58
JOHNSON COUNTY AMBULANCE	ALS SERVICE	800.00
KIRKWOOD COMMUNITY COLLEGE	TRAINING	54.00
LAWSON PRODUCTS INC	SUPPLIES	104.54
ELECTRONICS INC	ANNUAL FIRE EXT INSPECTIONS	3589.83
LYNCH DALLAS PC	LEGAL SERVICES	4199.80
MIDAMERICAN ENERGY COMPANY	MAY CASH REQUEST	59000.00
MISC. VENDOR	MISC VENDORS	3738.76
MORTON SALT INC	54.5 BULK SAFE T SALT	5284.32
MPH INDUSTRIES INC	REPAIR PARTS	1175.00
NAPA AUTO PARTS	TOOLS, PARTS, SUPPLIES	472.78
NILES CHIROPRACTIC	MISC	18.66
POSTAL SOURCE	INK CARTRIDGE	411.95
PRINCIPAL	PRINCIPAL DENTAL POLICY	2430.58
SCHUMACHER ELEVATOR COMPANY	MONTHLY MAINTENANCE	270.01
T & M CLOTHING	SUPPLIES	2734.00
TERRY DURIN COMPANY	TRAFFIC RATED VAULT	525.00
TEST INC	WASTEWATER TESTING	2167.00
TIFFINY'S TIPTON BAKERY	DARE SUPPLIES	141.45
TIPTON CHAMBER OF COMMERCE	CHAMBER BUCKS FOR DARE	125.00
TIPTON CONSERVATIVE	MINUTES, ADS, PUBLISHING	1340.60
TREASURER, STATE OF IOWA	STATE WITHHOLDING	2887.00
ULINE	SUPPLIES	670.45
VERIZON	TOUGHBOOKS	80.02
VESTIS	BLDG MAINT SUPPLIES	468.99
WINDSTREAM	MONTHLY SERVICES	97.83
** TOTAL **		584432.84
FUND TOTALS		
001 GENERAL GOVERNMENT		78408.45
110 ROAD USE TAX FUND		10056.23
112 TRUST AND AGENCY FUND		48441.75
121 LOCAL OPTION TAX		48814.13
125 TIF SPECIAL REVENUE FUND		22022.58
160 ECONOMIC/INDUSTRIAL DEV		30.00
192 FIRE ENTERPRISE TRUST		5369.75
600 WATER OPERATING		18487.07
610 WASTEWATER/AKA SEWER REV		66397.21

630 ELECTRIC OPERATING	171959.89
640 GAS OPERATING	31934.16
660 AIRPORT OPERATING	1444.81
670 GARBAGE COLLECTION	22964.74
740 STORM WATER	6389.59
810 CENTRAL GARAGE	9089.55
835 ADMINISTRATIVE SERVICES	9905.42
860 PAYROLL ACCOUNT	32717.51
GRAND TOTAL	584432.84

**CITY CREDIT CARD STATEMENT**  
**City Card**

Card Ttl **-12,147.69**

Miscellaneous Walmart 53.18

**53.18**

**Finance Director**

Dues/Fees IMFOA 50.00  
 Training IAMU 500.00  
 Telecommunications GoTo Technologies 192.00  
 Miscellaneous Adobe 305.15

**1,047.15**

**Economic Development**

Office Supplies Walmart 26.20  
 Miscellaneous Walmart 78.31

**104.51**

**Library**

Building Supplies Amazon, Walmart 122.35  
 Library Materials Amazon, Walmart 1,042.24  
 Programming Amazon, Walmart 61.98  
 Postage/Shipping USPS 148.92

**1,375.49**

**Ambulance**

Training CPR Supplies LLC, IEMSA 65.56  
 Building Maint & Repair Walmart 42.62  
 Advertising Indeed 120.00  
 Equipment/Vehicle Rent Amazon 155.56  
 Operating Supplies Ebay 80.62  
 Postage/Shipping USPS 8.30  
 Other Capital Equipment Gas Cylinder Source, Ebay 920.16  
 Computer Exp Best Buy 316.94  
 Building Maint. & Repair ADI 8.56  
 Building Maint. & Repair ADI 8.56  
 Building Maint. & Repair ADI 8.56

**1,735.44**

<b>Fire</b>		
Building Maint & Repair	Supplies Depot, 1000 Bulbs, Amazon	418.75
Vehicle Operations	EVAC Systemst	363.09
Miscellaneous	Amazon	683.62
		<b>1,465.46</b>
<b>Police</b>		
Training -	Iowa Police Chiefs Assoc.	285.00
Travel Training -	McDonald's Pizza Ranch, Montana Mike's, LaCabana, AmericInn	669.82
Uniforms/Equipment	Kieck's	80.25
Fuel	Casey's, Loves	127.91
		<b>1,162.98</b>
<b>Gas</b>		
Training -	IAMU	1,700.00
Operating Supplies	Lowe's	67.37
		<b>1,767.37</b>
<b>Electric</b>		
Training -	IAMU	1,020.00
Office Supplies	US Flag Store	443.11
Operational Equip & Repair	Amazon, Brothers Market, Walmart	24.97
		<b>1,488.08</b>
<b>Public Works</b>		
Repair Parts	Amazon	43.32
Fuel	Cedar County Coop	308.75
		<b>352.07</b>
<b>REC / Aquatic Center</b>		
Operating Supplies	Emedco	455.55
Operating Supplies	Kwik Goal	302.67
Miscellaneous	Amazon	60.38
Dues/Fees	Iowa Inspection & Appeals	175.00
Office Supplies	Amazon	52.44
Operating Supplies	Canva, Amazon, Swim Outlet, Global Industrial	486.88
Miscellaneous	Global Industrial, Otter Creek, Dons Sports Bar & Grill	63.04
		<b>1,595.96</b>
<b>Statement Total</b>		<b>12,147.69</b>

Payroll Amount for April 2026 \$228,225.00

1. Resolution No. 042726A: Resolution approving plans, specifications, form of contract, and estimate of costs for FAA IJJA No. 03-19-0134-012-2026 and FAA AIP No. 03-19-0134-013-2026  
Motion by Cummins, second by Helm to approve Resolution No. 042726A, the resolution approving plans, specifications, form of contract, and estimate of costs for FAA IJJA No. 03-19-0134-012-2026 and FAA AIP No. 03-19-0134-013-2026. Following the roll call vote the motion passed unanimously.

2. Resolution No. 042726B: Resolution approving low responsive bid and authorizing execution of contract for FAA IIJA No. 03-19-0134-012-2026 and FAA AIP No. 03-19-0134-013-2026 Taxi-lane Reconstruction and Apron Expansion Project, subject to Federal Aviation Administration grant funding.

Motion by Helm, second by Cummins to approve Resolution No. 042726B, the resolution approving low responsive bid and authorizing execution of contract for FAA IIJA No. 03-19-0134-012-2026 and FAA AIP No. 03-19-0134-013-2026 Taxi-lane Reconstruction and Apron Expansion Project, subject to Federal Aviation Administration grant funding. Following the roll call vote the motion passed unanimously.

3. Resolution No. 042726C: Resolution authorizing the execution of engineering agreement with McClure for construction administration services regarding FAA IIJA No. 03-19-0134-012-2026 and FAA AIP No. 03-19-0134-013-2026 at Mathews Memorial Airport

Motion by Cummins, second by Helm to approve Resolution No. 042726C, the resolution authorizing the execution of engineering agreement with McClure for construction administration services regarding FAA IIJA No. 03-19-0134-012-2026 and FAA AIP No. 03-19-0134-013-2026 at Mathews Memorial Airport. Following the roll call vote the motion passed unanimously.

4. Resolution No. 042726D: Resolution to approve submittal of FAA IIJA No. 03-19-0134-012-2026 and FAA AIP No. 03-19-0134-013-2026 grant application.

Motion by Helm, second by Cummins to approve Resolution No. 042726D, the resolution to approve submittal of FAA IIJA No. 03-19-0134-012-2026 and FAA AIP No. 03-19-0134-013-2026 grant application. Following the roll call vote the motion passed unanimously.

5. Resolution No. 042726E: Resolution authorizing the submittal of the grant application and certifies local match is available.

Motion by Cummins, second by Helm to approve Resolution No. 042726E, the resolution authorizing the submittal of the grant application and certifies local match is available. Following the roll call vote the motion passed unanimously.

**Adjourn:**

With no further business to come before the council a motion to adjourn was made by Paustian, second by Cummins. Following the roll call vote the motion passed unanimously.

Meeting adjourned at 5:53 p.m.

Mayor \_\_\_\_\_

Attest: \_\_\_\_\_

City Clerk

May 4, 2026  
 Fire Station  
 301 Lynn Street  
 Tipton, Iowa

The City Council of the City of Tipton, Cedar County, Iowa, met in regular session at 5:30 p.m. Mayor Goerdts called the meeting to order. Upon roll being called the following named council members were present: Helm, Paustian, Johnston, and Cummins. Absent: Koob. Also present: Doermann, Armstrong, Lenz, Nash, Peck, Walsh, Ratliff, Beck, other visitors, and the press.

**Agenda:**

Motion by Cummins, second by Helm to approve the agenda as presented. Following the roll call vote the motion passed unanimously.

**Consent Agenda:**

Motion by Helm, second by Cummins to approve the consent agenda which includes liquor license renewal for Casey's, purchase of street light poles, and the following claims list. Following the roll call vote the motion passed unanimously.

ATLANTIC COCA-COLA BOTTLING	DRINK ORDER	1598.44
BLUE CROSS/BLUE SHIELD	RENEWAL ADJUSTMENT	1320.39
BRAND NEW ENGINES	OPERATING SUPPLIES	47.48
CINTAS	UNIFORMS	323.43
CINTAS CORPORATION	FIRST AID SUPPLIES	338.39
CITY OF TIPTON-REVOLVING	CENTRAL GARAGE REPAY	27724.02
CITY UTILITIES	CITY UTILITIES	7515.49
DR DARLENE A EHLERS	MAY RENT	575.00
EMC INSURANCE COMPANIES	POLICY CHANGES	10263.00
FLETCHER-REINHARDT	SUPPLIES	1163.28
GARDEN & ASSOCIATES INC	EAST 1ST STREET	27866.72
GOERDT INSPECTION	CONTRACT PAY	2500.00
GRASSHOPPER LAWN CARE	WEED CONTROL	232.00
GROEBNER & ASSOCIATES INC	AMI SUPPLIES	84321.03
HEATH CONSULTANTS	RECALIBRATING ODORATOR	619.26
MARCIA MEYERS	MAY RENT	600.00
MIDWEST SPRAY TEAM & SALES	WEED CONTROL	634.00
MISC. VENDOR	MISC VENDORS	10779.76
OFFICE MACHINE CONSULTANTS	SET UP NEW TABLET	330.00
ORIGIN DESIGN	BLDG EXAM 509 & 511	102.24
QUADIENT FINANCE USA INC	POSTAGE	4087.21
SPAHN & ROSE LUMBER CO	SUPPLIES	891.28
VEENSTRA & KIMM INC	WATER TOWER INSPECTION	1396.28
WINDSTREAM	MONTHLY SERVICES	1122.87
WING PC	MEDICAL DIRECTOR	500.00
WRIGHT LAWN CARE	CONTRACT PAY MAY 2026	500.00
** TOTAL **		187351.57

FUND TOTALS	
001 GENERAL GOVERNMENT	30606.01
110 ROAD USE TAX FUND	32940.51
160 ECONOMIC/INDUSTRIAL DEV	10000.00
600 WATER OPERATING	1820.17
610 WASTEWATER/AKA SEWER REV	904.61
630 ELECTRIC OPERATING	15587.85
640 GAS OPERATING	85430.60
660 AIRPORT OPERATING	664.58
670 GARBAGE COLLECTION	3299.00
740 STORM WATER	87.39
810 CENTRAL GARAGE	77.28
835 ADMINISTRATIVE SERVICES	5933.57
GRAND TOTAL	187351.57

**Public Hearing:**

1. Public hearing for the city's proposed Fiscal Year 2025-2026 Budget Amendment  
 Motion by Paustian, second by Cummins to open the public hearing at 5:40 p.m. Following the roll call vote the motion passed unanimously.

With no written or oral objections, a motion was made by Paustian, second by Cummins to close the public hearing at 5:41 p.m. Following the roll call vote the motion passed unanimously.

**City Business:**

1. Resolution No. 050426A: Resolution amending the current budget for fiscal year ending June 30, 2026  
 Motion by Cummins, second by Helm to approve Resolution No. 050426A, the resolution amending the current budget for fiscal year ending June 30, 2026. Following the roll call vote the motion passed unanimously.

2. Resolution No. 050426B: Resolution adopting a policy for the investment of public funds.  
 Motion by Cummins, second by Helm to approve Resolution No. 050426B, the resolution adopting a policy for the investment of public funds. Following the roll call vote the motion passed unanimously.

3. Resolution No. 050426C: Resolution approving amendment to real estate purchase agreement between City of Tipton and Bradley Wurr and Blakely Wurr reference property located at 302 West 5<sup>th</sup> Street  
 Motion by Cummins, second by Helm to approve Resolution No. 050426C, the resolution approving amendment to real estate purchase agreement between City of Tipton and Bradley Wurr and Blakely Wurr reference property located at 302 West 5<sup>th</sup> Street. Following the roll call vote the motion passed unanimously.

**Adjourn:**

With no further business to come before the council a motion to adjourn was made by Paustian, second by Cummins. Following the roll call vote the motion passed unanimously.

Meeting adjourned at 5:52 p.m.

Mayor \_\_\_\_\_

Attest: \_\_\_\_\_  
 City Clerk

# Tipton Masonic Cemetery Board Meeting Minutes

**Date:** Tuesday, April 14, 2026

**Time:** 4:15 p.m.

**Location:** Conference Room, City Hall

**Attendees:** Tammi Goerdts, Luke Johnston, Steve Nash and Konnie Daufeldt

---

## MINUTES:

**November 4, 2025, Cemetery Board of Trustees Minutes:** The minutes were approved at the April 27, 2026, Council Meeting.

## OLD BUSINESS:

### **A. Implementation of Changes to the Rules & Regulations**

Decoration of Graves – The start of the social media and newspaper campaign to enforce the “All decorations shall be placed on the base or on the tombstone to facilitate care of the cemetery” rule was met with a lot of resistance and questions. The Committee enacted the following changes to the Rules and Regulations:

#### **DECORATING OF GRAVES:**

Decorations may be placed on the north or south side of a monument within the stone row. Each plot is four feet wide, and all decorations must remain within the plot boundaries and be positioned next to the base of the monument. The stone row will be maintained to the best of the lawn care contractor's ability; however, individuals who place decorations in this area may be responsible for maintaining the space around those decorations. The City shall not be held responsible for any decorative items placed in the cemetery.

No above-ground landscaping is permitted on the east or west side of the monument. Any decorations placed on the east or west side (front or back) of the monument may be removed by the city or the lawn care contractor. Exceptions are allowed during the two weeks before and the two weeks after Memorial Day, the Fourth of July, and Labor Day. During these periods, decorations must still be placed against the base of the monument and must be removed within two weeks following the holiday.

Any flower that set into the floral containers on the tombstones will be permitted at all times. However, they will be removed when they become unsightly.

The following are **forbidden**:

- a. The use of glass containers.
- b. The complete burying of any container.
- c. Planting of trees, shrubs, perennial, and annual flowers.

Artificial wreaths and evergreen blankets and wreaths are permitted between November 1<sup>st</sup> and April 15<sup>th</sup> only.

The cemetery will be completely cleared of all decorations during the months of April and October. Exceptions to this are decorations in permanent planters or in permanent containers on the tombstones. These will be removed only when they become unsightly. If you wish to save any flowers, pots, wire stands, etc., they need to be removed prior to the 1<sup>st</sup> of April and/or the 1<sup>st</sup> of October.

**B. Adjournment**

Upon the conclusion of the discussion, the group adjourned at 5:00 p.m.

Submitted: 05/13/2026 By: Konnie Daufeldt, Administrative Assistant

City of Tipton  
MTD Treasurers Report  
As of April 30, 2026

Ending Cash Bal	8,934,523.04
O/S Deposits	-17,987.97
O/S Checks	307,434.76
CC Cleared	0.00
CC Outstanding	3,116.05
Bank Balance	9,227,085.88

FUND	BEGINNING CASH BALANCE	M-T-D REVENUES	A/R NET CHANGE	M-T-D EXPENSES	A/P CHANGE	ENDING CASH BALANCE	Y-T-D INVESTMENTS	BALANCE WITH INVESTMENTS
001-GENERAL GOVERNMENT	260,277.00	596,612.76	5,214.62	286,868.82	0	564,806.32	356,971.59	921,777.91
110-ROAD USE TAX FUND	374,023.74	37,588.09	1,334.68	45,785.22	0	364,491.93	150,546.10	515,038.03
112-TRUST AND AGENCY FUND	-36,438.84	185,624.37	0	48,441.75	0	100,743.78	0	100,743.78
119-Emergency Fund	5,698.22	0	0	0	0	5,698.22	0	5,698.22
121-LOCAL OPTION TAX	233,401.98	33,767.07	0	48,814.13	0	218,354.92	0	218,354.92
125-TIF SPECIAL REVENUE FUND	-97,313.36	96,837.59	0	22,022.58	0	-22,498.35	90,820.82	68,322.47
160-ECONOMIC/INDUSTRIAL DEVEL	659,929.62	13,894.40	0	10,258.93	0	663,565.09	14,865.50	678,430.59
168-AQUATIC CENTER CAMPAIGN F	-576,279.12	0	0	0	0	-576,279.12	0	-576,279.12
189-LIBRARY TRUST FUND	36,488.81	186,087.08	0	0	0	222,575.89	0	222,575.89
190-P S SHARE FUND	58,296.13	305.73	0	0	0	58,601.86	0	58,601.86
192-FIRE ENTERPRISE TRUST	342,859.55	1,509.33	0	5,369.75	0	338,999.13	0	338,999.13
202-ELECTRIC REVENUE BONDS	108,692.82	15,116.67	0	0	0	123,809.49	0	123,809.49
203-06 ELECTRIC SUBSTATION RE	704,657.25	18,915.06	0	0	0	723,572.31	0	723,572.31
208-WW/SEWER REVENUE BOND SIN	504,363.50	48,516.58	0	0	0	552,880.08	0	552,880.08
222-GO BOND 2015 DEBT SERVICE	165,967.09	23,611.97	0	0	0	189,579.06	0	189,579.06
224-GO BOND DEBT SERVICE	86,103.91	49,760.70	0	0	0	135,864.61	0	135,864.61
226-GO BOND SERIES 2021	193,029.58	66,462.42	0	0	0	259,492.00	0	259,492.00
228-GO BOND SERIES 2023	442,219.58	25,386.59	0	0	0	467,606.17	0	467,606.17
317-GO CP 2023	-215,731.16	0	0	0	0	-215,731.16	0	-215,731.16
319-ELECTRIC UTILITY PROJECTS	145,275.40	0	0	0	0	145,275.40	0	145,275.40
320-ELECTRIC SOLAR PROJECT	511,471.80	564.85	0	0	0	512,036.65	0	512,036.65
500-CEMETERY TRUST FUND	16,650.00	4,694.65	0	0	0	16,650.00	120,003.31	136,653.31
600-WATER OPERATING	1,058,583.11	52,120.28	0	39,219.53	0	1,071,483.86	0	1,071,483.86
610-WASTEWATER/KA SEWER REVE	285,752.36	89,963.31	0	81,511.24	0	294,204.43	248,930.42	543,134.85
630-ELECTRIC OPERATING	401,831.08	356,196.04	4,784.38	250,611.47	0	502,631.27	325,820.90	828,452.17
631-ELECTRIC DEVELOPMENT	9,473.18	10.46	0	0	0	9,483.64	0	9,483.64
632-ELECTRIC RENEWAL/REPLACEM	414,081.64	457.3	0	0	0	414,538.94	0	414,538.94
633-ELECTRIC RESERVE	369,698.39	408.28	0	0	0	370,106.67	92,896.07	463,002.74
634-ELECTRIC BOND/INT RESERVE	121,727.73	134.43	0	0	0	121,862.16	184,439.54	306,301.70
640-GAS OPERATING	475,655.06	435,014.61	0	335,972.04	0	574,697.63	0	574,697.63
641-GAS D.E.I.	5,868.87	6.48	0	0	0	5,875.35	12,548.64	18,423.99
660-AIRPORT OPERATING	-288,358.38	2,218.23	0	17,611.72	0	-303,751.87	0	-303,751.87
670-GARBAGE COLLECTION	46,576.75	52,784.43	0	51,635.04	0	47,726.14	0	47,726.14
740-STORM WATER	241,042.33	9,398.24	0	7,379.19	0	243,061.38	0	243,061.38
810-CENTRAL GARAGE	180,888.26	41,156.06	0	23,258.21	0	198,786.11	0	198,786.11
820-PSF HEALTH INSURANCE	64,534.26	7,102.65	0	3,285.86	0	68,351.05	0	68,351.05
835-ADMINISTRATIVE SERVICES	378,437.86	117,299.53	0	47,214.82	0	448,522.57	0	448,522.57
860-PAYROLL ACCOUNT	1,269.72	0	0	0	0	1,269.72	0	1,269.72
950-ELECTRIC METER DEPOSITS	1,767.09	402.26	0	120	0	2,049.35	12,548.64	14,597.99
951-WATER METER DEPOSITS	1,976.71	327.54	0	0	0	2,304.25	0	2,304.25
952-GAS METER DEPOSITS	11,348.73	177.38	0	300	0	11,226.11	0	11,226.11
GRAND TOTAL	7,705,798.25	2,570,433.42	16,028.33	1,325,660.30	0	8,934,523.04	1,610,391.53	10,544,914.57



CITY OF TIPTON  
 REVENUE AND EXPENDITURES REPORT (UNAUDITED)  
 AS OF: APRIL 30TH, 2026

% OF YEAR COMPLETED: 83.33

	PRIOR YEAR BUDGET	PRIOR YEAR Y-T-D	CURRENT BUDGET	CURRENT PERIOD	CURRENT YTD ACTUAL	BUDGET BALANCE	% OF BUDGET
<u>001-GENERAL GOVERNMENT</u>							
TOTAL REVENUE	3,635,353.00	3,210,738.12	3,700,134.00	596,612.76	3,266,868.83	433,265.17	88.29
TOTAL EXPENDITURES	<u>3,753,107.00</u>	<u>3,026,744.98</u>	<u>3,730,134.00</u>	<u>286,868.82</u>	<u>3,150,819.68</u>	<u>579,314.32</u>	<u>84.47</u>
REVENUES OVER/(UNDER) EXPENDITURES	( 117,754.00)	183,993.14	( 30,000.00)	309,743.94	116,049.15	( 146,049.15)	386.83-
<u>110-ROAD USE TAX FUND</u>							
TOTAL REVENUE	437,249.00	370,361.12	500,268.00	37,588.09	359,594.44	140,673.56	71.88
TOTAL EXPENDITURES	<u>761,977.50</u>	<u>571,410.13</u>	<u>500,268.00</u>	<u>45,785.22</u>	<u>469,197.41</u>	<u>31,070.59</u>	<u>93.79</u>
REVENUES OVER/(UNDER) EXPENDITURES	( 324,728.50)	( 201,049.01)	0.00	( 8,197.13)	( 109,602.97)	109,602.97	0.00
<u>112-TRUST AND AGENCY FUND</u>							
TOTAL REVENUE	602,795.00	568,931.05	581,301.00	185,624.37	532,662.56	48,638.44	91.63
TOTAL EXPENDITURES	<u>602,795.00</u>	<u>502,331.00</u>	<u>581,301.00</u>	<u>48,441.75</u>	<u>484,417.50</u>	<u>96,883.50</u>	<u>83.33</u>
REVENUES OVER/(UNDER) EXPENDITURES	0.00	66,600.05	0.00	137,182.62	48,245.06	( 48,245.06)	0.00
<u>119-Emergency Fund</u>							
<u>121-LOCAL OPTION TAX</u>							
TOTAL REVENUE	391,500.00	336,284.59	392,000.00	33,767.07	351,674.96	40,325.04	89.71
TOTAL EXPENDITURES	<u>1,090,000.00</u>	<u>988,927.91</u>	<u>392,000.00</u>	<u>48,814.13</u>	<u>380,171.94</u>	<u>11,828.06</u>	<u>96.98</u>
REVENUES OVER/(UNDER) EXPENDITURES	( 698,500.00)	( 652,643.32)	0.00	( 15,047.06)	( 28,496.98)	28,496.98	0.00
<u>125-TIF SPECIAL REVENUE FUND</u>							
TOTAL REVENUE	289,109.00	264,777.65	320,542.00	96,837.59	278,853.07	41,688.93	86.99
TOTAL EXPENDITURES	<u>274,581.00</u>	<u>181,501.00</u>	<u>320,542.00</u>	<u>22,022.58</u>	<u>235,935.55</u>	<u>84,606.45</u>	<u>73.61</u>
REVENUES OVER/(UNDER) EXPENDITURES	14,528.00	83,276.65	0.00	74,815.01	42,917.52	( 42,917.52)	0.00
<u>160-ECONOMIC/INDUSTRIAL DEVEL</u>							
TOTAL REVENUE	290,899.00	285,986.73	134,271.00	13,894.40	197,868.17	( 63,597.17)	147.36
TOTAL EXPENDITURES	<u>375,000.00</u>	<u>269,332.99</u>	<u>134,271.00</u>	<u>10,258.93</u>	<u>87,915.57</u>	<u>46,355.43</u>	<u>65.48</u>
REVENUES OVER/(UNDER) EXPENDITURES	( 84,101.00)	16,653.74	0.00	3,635.47	109,952.60	( 109,952.60)	0.00
<u>168-AQUATIC CENTER CAMPAIGN F</u>							
<u>189-LIBRARY TRUST FUND</u>							
TOTAL REVENUE	1,896.00	2,852.56	0.00	186,087.08	201,755.98	( 201,755.98)	0.00
TOTAL EXPENDITURES	<u>26,600.00</u>	<u>2,616.19</u>	<u>36,000.00</u>	<u>0.00</u>	<u>4,051.23</u>	<u>31,948.77</u>	<u>11.25</u>
REVENUES OVER/(UNDER) EXPENDITURES	( 24,704.00)	236.37	( 36,000.00)	186,087.08	197,704.75	( 233,704.75)	549.18-
<u>190-P S SHARE FUND</u>							
TOTAL REVENUE	2,000.00	4,007.67	2,000.00	305.73	5,316.25	( 3,316.25)	265.81
TOTAL EXPENDITURES	<u>2,000.00</u>	<u>0.00</u>	<u>2,000.00</u>	<u>0.00</u>	<u>0.00</u>	<u>2,000.00</u>	<u>0.00</u>
REVENUES OVER/(UNDER) EXPENDITURES	0.00	4,007.67	0.00	305.73	5,316.25	( 5,316.25)	0.00

CITY OF TIPTON  
REVENUE AND EXPENDITURES REPORT (UNAUDITED)  
AS OF: APRIL 30TH, 2026

% OF YEAR COMPLETED: 83.33

	PRIOR YEAR BUDGET	PRIOR YEAR Y-T-D	CURRENT BUDGET	CURRENT PERIOD	CURRENT YTD ACTUAL	BUDGET BALANCE	% OF BUDGET
<u>192-FIRE ENTERPRISE TRUST</u>							
TOTAL REVENUE	118,080.00	110,077.30	125,199.00	1,509.33	89,546.22	35,652.78	71.52
TOTAL EXPENDITURES	59,987.00	49,991.00	64,437.00	5,369.75	53,697.50	10,739.50	83.33
REVENUES OVER/(UNDER) EXPENDITURES	58,093.00	60,086.30	60,762.00	( 3,860.42)	35,848.72	24,913.28	59.00
<u>201-ELECTRIC REVENUE BONDS</u>							
<u>202-ELECTRIC REVENUE BONDS</u>							
TOTAL REVENUE	173,523.00	145,131.56	181,400.00	15,116.67	151,780.10	29,619.90	83.67
TOTAL EXPENDITURES	173,523.00	43,622.78	181,400.00	0.00	28,500.00	152,900.00	15.71
REVENUES OVER/(UNDER) EXPENDITURES	0.00	101,508.78	0.00	15,116.67	123,280.10	( 123,280.10)	0.00
<u>203-06 ELECTRIC SUBSTATION RE</u>							
TOTAL REVENUE	226,900.00	197,715.47	225,340.00	18,915.06	194,348.84	30,991.16	86.25
TOTAL EXPENDITURES	226,900.00	10,950.00	225,340.00	0.00	7,670.00	217,670.00	3.40
REVENUES OVER/(UNDER) EXPENDITURES	0.00	186,765.47	0.00	18,915.06	186,678.84	( 186,678.84)	0.00
<u>208-WW/SEWER REVENUE BOND SIN</u>							
TOTAL REVENUE	576,729.00	485,239.06	574,880.00	48,516.58	483,245.58	91,634.42	84.06
TOTAL EXPENDITURES	576,729.00	77,164.00	574,880.00	0.00	72,940.00	501,940.00	12.69
REVENUES OVER/(UNDER) EXPENDITURES	0.00	408,075.06	0.00	48,516.58	410,305.58	( 410,305.58)	0.00
<u>208-WW/SEWER REVENUE BOND SIN</u>							
TOTAL REVENUE	576,729.00	485,239.06	574,880.00	48,516.58	483,245.58	91,634.42	84.06
TOTAL EXPENDITURES	576,729.00	77,164.00	574,880.00	0.00	72,940.00	501,940.00	12.69
REVENUES OVER/(UNDER) EXPENDITURES	0.00	408,075.06	0.00	48,516.58	410,305.58	( 410,305.58)	0.00
<u>222-GO BOND 2015 DEBT SERVICE</u>							
TOTAL REVENUE	106,650.00	97,860.15	108,650.00	23,611.97	97,742.31	10,907.69	89.96
TOTAL EXPENDITURES	106,650.00	3,325.00	108,650.00	0.00	1,825.00	106,825.00	1.68
REVENUES OVER/(UNDER) EXPENDITURES	0.00	94,535.15	0.00	23,611.97	95,917.31	( 95,917.31)	0.00
<u>224-GO BOND DEBT SERVICE</u>							
TOTAL REVENUE	175,103.00	148,850.75	175,603.00	49,760.70	144,181.92	31,421.08	82.11
TOTAL EXPENDITURES	175,103.00	12,551.25	175,603.00	0.00	10,301.25	165,301.75	5.87
REVENUES OVER/(UNDER) EXPENDITURES	0.00	136,299.50	0.00	49,760.70	133,880.67	( 133,880.67)	0.00
<u>226-GO BOND SERIES 2021</u>							
TOTAL REVENUE	233,211.00	230,091.66	236,061.00	66,462.42	228,594.50	7,466.50	96.84
TOTAL EXPENDITURES	233,211.00	9,405.00	236,061.00	0.00	8,330.00	227,731.00	3.53
REVENUES OVER/(UNDER) EXPENDITURES	0.00	220,686.66	0.00	66,462.42	220,264.50	( 220,264.50)	0.00

CITY OF TIPTON  
 REVENUE AND EXPENDITURES REPORT (UNAUDITED)  
 AS OF: APRIL 30TH, 2026

% OF YEAR COMPLETED: 83.33

	PRIOR YEAR BUDGET	PRIOR YEAR Y-T-D	CURRENT BUDGET	CURRENT PERIOD	CURRENT YTD ACTUAL	BUDGET BALANCE	% OF BUDGET
<u>228-GO BOND SERIES 2023</u>							
TOTAL REVENUE	300,849.00	255,582.11	298,449.00	25,386.59	253,047.98	45,401.02	84.79
TOTAL EXPENDITURES	<u>283,400.00</u>	<u>78,900.00</u>	<u>278,400.00</u>	<u>0.00</u>	<u>76,400.00</u>	<u>202,000.00</u>	<u>27.44</u>
REVENUES OVER/(UNDER) EXPENDITURES	17,449.00	176,682.11	20,049.00	25,386.59	176,647.98	(156,598.98)	881.08
<u>230-2015 AMB REMOUNT LOAN</u>							
<u>317-GO CP 2023</u>							
TOTAL REVENUE	1,651,387.00	1,649,369.27	0.00	0.00	10,000.00	(10,000.00)	0.00
TOTAL EXPENDITURES	<u>4,415,000.00</u>	<u>3,373,402.03</u>	<u>0.00</u>	<u>0.00</u>	<u>21,651.73</u>	<u>(21,651.73)</u>	<u>0.00</u>
REVENUES OVER/(UNDER) EXPENDITURES	(2,763,613.00)	(1,724,032.76)	0.00	0.00	(11,651.73)	11,651.73	0.00
<u>319-ELECTRIC UTILITY PROJECTS</u>							
TOTAL EXPENDITURES	<u>1,000,000.00</u>	<u>90,655.29</u>	<u>0.00</u>	<u>0.00</u>	<u>101,530.00</u>	<u>(101,530.00)</u>	<u>0.00</u>
REVENUES OVER/(UNDER) EXPENDITURES	(1,000,000.00)	(90,655.29)	0.00	0.00	(101,530.00)	101,530.00	0.00
<u>320-ELECTRIC SOLAR PROJECT</u>							
TOTAL REVENUE	0.00	0.00	0.00	564.85	1,906,538.32	(1,906,538.32)	0.00
TOTAL EXPENDITURES	<u>0.00</u>	<u>0.00</u>	<u>0.00</u>	<u>0.00</u>	<u>1,394,501.67</u>	<u>(1,394,501.67)</u>	<u>0.00</u>
REVENUES OVER/(UNDER) EXPENDITURES	0.00	0.00	0.00	564.85	512,036.65	(512,036.65)	0.00
<u>500-CEMETERY TRUST FUND</u>							
TOTAL REVENUE	0.00	6,327.34	0.00	4,694.65	5,744.65	(5,744.65)	0.00
TOTAL EXPENDITURES	<u>0.00</u>	<u>0.00</u>	<u>15,000.00</u>	<u>0.00</u>	<u>0.00</u>	<u>15,000.00</u>	<u>0.00</u>
REVENUES OVER/(UNDER) EXPENDITURES	0.00	6,327.34	(15,000.00)	4,694.65	5,744.65	(20,744.65)	38.30-
<u>600-WATER OPERATING</u>							
TOTAL REVENUE	678,413.00	570,259.37	661,700.00	52,120.28	556,950.51	104,749.49	84.17
TOTAL EXPENDITURES	<u>944,098.00</u>	<u>424,883.79</u>	<u>893,383.00</u>	<u>39,219.53</u>	<u>515,446.42</u>	<u>377,936.58</u>	<u>57.70</u>
REVENUES OVER/(UNDER) EXPENDITURES	(265,685.00)	145,375.58	(231,683.00)	12,900.75	41,504.09	(273,187.09)	17.91-
<u>610-WASTEWATER/AKA SEWER REVE</u>							
TOTAL REVENUE	1,066,986.00	890,294.82	997,650.00	89,963.31	887,562.45	110,087.55	88.97
TOTAL EXPENDITURES	<u>1,135,884.76</u>	<u>887,506.35</u>	<u>1,102,650.00</u>	<u>81,511.24</u>	<u>833,662.85</u>	<u>268,987.15</u>	<u>75.61</u>
REVENUES OVER/(UNDER) EXPENDITURES	(68,898.76)	2,788.47	(105,000.00)	8,452.07	53,899.60	(158,899.60)	51.33-
<u>630-ELECTRIC OPERATING</u>							
TOTAL REVENUE	5,265,957.00	4,221,088.10	5,343,264.00	356,196.04	4,570,780.99	772,483.01	85.54
TOTAL EXPENDITURES	<u>5,439,035.82</u>	<u>4,209,763.34</u>	<u>5,685,019.00</u>	<u>250,611.47</u>	<u>4,021,920.55</u>	<u>1,663,098.45</u>	<u>70.75</u>
REVENUES OVER/(UNDER) EXPENDITURES	(173,078.82)	11,324.76	(341,755.00)	105,584.57	548,860.44	(890,615.44)	160.60-

CITY OF TIPTON  
 REVENUE AND EXPENDITURES REPORT (UNAUDITED)  
 AS OF: APRIL 30TH, 2026

% OF YEAR COMPLETED: 83.33

	PRIOR YEAR BUDGET	PRIOR YEAR Y-T-D	CURRENT BUDGET	CURRENT PERIOD	CURRENT YTD ACTUAL	BUDGET BALANCE	% OF BUDGET
<u>631-ELECTRIC DEVELOPMENT</u>							
TOTAL REVENUE	0.00	130.98	0.00	10.46	95.70	95.70	0.00
REVENUES OVER/(UNDER) EXPENDITURES	0.00	130.98	0.00	10.46	95.70	95.70	0.00
<u>632-ELECTRIC RENEWAL/REPLACEM</u>							
TOTAL REVENUE	0.00	5,718.94	0.00	457.30	4,673.08	4,673.08	0.00
REVENUES OVER/(UNDER) EXPENDITURES	0.00	5,718.94	0.00	457.30	4,673.08	4,673.08	0.00
<u>633-ELECTRIC RESERVE</u>							
TOTAL REVENUE	0.00	12,054.67	0.00	408.28	6,383.37	6,383.37	0.00
REVENUES OVER/(UNDER) EXPENDITURES	0.00	12,054.67	0.00	408.28	6,383.37	6,383.37	0.00
<u>634-ELECTRIC BOND/INT RESERVE</u>							
TOTAL REVENUE	0.00	10,842.24	0.00	134.43	1,373.76	1,373.76	0.00
REVENUES OVER/(UNDER) EXPENDITURES	0.00	10,842.24	0.00	134.43	1,373.76	1,373.76	0.00
<u>640-GAS OPERATING</u>							
TOTAL REVENUE	2,378,881.00	1,816,237.46	2,185,423.00	435,014.61	2,119,794.37	65,628.63	97.00
TOTAL EXPENDITURES	2,404,380.52	1,837,014.10	2,289,423.00	335,972.04	2,074,736.78	214,686.22	90.62
REVENUES OVER/(UNDER) EXPENDITURES	( 25,499.52)	( 20,776.64)	( 104,000.00)	99,042.57	45,057.59	149,057.59	43.32-
<u>641-GAS D.E.I.</u>							
TOTAL REVENUE	0.00	543.69	0.00	6.48	883.47	883.47	0.00
REVENUES OVER/(UNDER) EXPENDITURES	0.00	543.69	0.00	6.48	883.47	883.47	0.00
<u>642-GAS RESERVE</u>							
<u>660-AIRPORT OPERATING</u>							
TOTAL REVENUE	294,339.00	45,878.87	850,324.00	2,218.23	36,483.22	813,840.78	4.29
TOTAL EXPENDITURES	331,177.00	167,021.61	1,328,252.00	17,611.72	334,011.07	994,240.93	25.15
REVENUES OVER/(UNDER) EXPENDITURES	( 36,838.00)	( 121,142.74)	( 477,928.00)	( 15,393.49)	( 297,527.85)	( 180,400.15)	62.25
<u>670-GARBAGE COLLECTION</u>							
TOTAL REVENUE	625,498.00	495,425.43	618,916.00	52,784.43	501,516.52	117,399.48	81.03
TOTAL EXPENDITURES	625,497.75	528,832.18	621,416.00	51,635.04	565,508.80	55,907.20	91.00
REVENUES OVER/(UNDER) EXPENDITURES	0.25	( 33,406.75)	( 2,500.00)	1,149.39	( 63,992.28)	61,492.28	2,559.69
<u>740-STORM WATER</u>							
TOTAL REVENUE	106,000.00	90,346.82	108,606.00	9,398.24	89,141.25	19,464.75	82.08
TOTAL EXPENDITURES	254,371.75	199,173.65	127,611.00	7,379.19	75,785.89	51,825.11	59.39
REVENUES OVER/(UNDER) EXPENDITURES	( 148,371.75)	( 108,826.83)	( 19,005.00)	2,019.05	13,355.36	( 32,360.36)	70.27-

CITY OF TIPTON  
 REVENUE AND EXPENDITURES REPORT (UNAUDITED)  
 AS OF: APRIL 30TH, 2026

% OF YEAR COMPLETED: 83.33

	PRIOR YEAR BUDGET	PRIOR YEAR Y-T-D	CURRENT BUDGET	CURRENT PERIOD	CURRENT YTD ACTUAL	BUDGET BALANCE	% OF BUDGET
<u>810-CENTRAL GARAGE</u>							
TOTAL REVENUE	468,322.00	423,797.75	458,386.00	41,156.06	442,217.29	16,168.71	96.47
TOTAL EXPENDITURES	492,891.00	396,684.07	458,386.00	23,258.21	317,497.11	140,888.89	69.26
REVENUES OVER/(UNDER) EXPENDITURES	( 24,569.00)	27,113.68	0.00	17,897.85	124,720.18	( 124,720.18)	0.00
<u>820-PSF HEALTH INSURANCE</u>							
TOTAL REVENUE	98,400.00	85,932.99	100,000.00	7,102.65	54,524.42	45,475.58	54.52
TOTAL EXPENDITURES	98,400.00	96,519.68	100,000.00	3,285.86	56,827.97	43,172.03	56.83
REVENUES OVER/(UNDER) EXPENDITURES	0.00	( 10,586.69)	0.00	3,816.79	( 2,303.55)	2,303.55	0.00
<u>835-ADMINISTRATIVE SERVICES</u>							
TOTAL REVENUE	508,905.00	526,196.98	460,088.00	117,299.53	821,692.55	( 361,604.55)	178.59
TOTAL EXPENDITURES	508,905.00	478,103.71	493,088.00	47,214.82	560,101.92	( 67,013.92)	113.59
REVENUES OVER/(UNDER) EXPENDITURES	0.00	48,093.27	( 33,000.00)	70,084.71	261,590.63	( 294,590.63)	792.70-
<u>860-PAYROLL ACCOUNT</u>							
<u>950-ELECTRIC METER DEPOSITS</u>							
TOTAL REVENUE	12,500.00	9,939.70	10,000.00	402.26	10,795.87	( 795.87)	107.96
TOTAL EXPENDITURES	12,500.00	8,015.00	10,000.00	120.00	8,520.00	1,480.00	85.20
REVENUES OVER/(UNDER) EXPENDITURES	0.00	1,924.70	0.00	282.26	2,275.87	( 2,275.87)	0.00
<u>951-WATER METER DEPOSITS</u>							
TOTAL REVENUE	4,800.00	4,732.66	3,500.00	327.54	3,542.57	( 42.57)	101.22
TOTAL EXPENDITURES	4,800.00	3,115.00	3,500.00	0.00	3,235.00	265.00	92.43
REVENUES OVER/(UNDER) EXPENDITURES	0.00	1,617.66	0.00	327.54	307.57	( 307.57)	0.00
<u>952-GAS METER DEPOSITS</u>							
TOTAL REVENUE	10,300.00	8,693.81	7,000.00	177.38	7,717.80	( 717.80)	110.25
TOTAL EXPENDITURES	10,300.00	4,880.00	7,000.00	300.00	6,705.00	295.00	95.79
REVENUES OVER/(UNDER) EXPENDITURES	0.00	3,813.81	0.00	( 122.62)	1,012.80	( 1,012.80)	0.00
<hr/>							
GRAND TOTAL REVENUES	21,309,263.00	18,073,538.50	19,935,835.00	2,618,950.00	19,358,739.45	577,095.55	97.11
GRAND TOTAL EXPENDITURES	26,975,534.10	18,611,507.03	21,250,895.00	1,325,680.30	16,036,755.39	( 5,214,139.61)	75.46
REVENUES OVER/(UNDER) EXPENDITURES	( 5,666,271.10)	( 537,968.53)	( 1,315,060.00)	1,293,269.70	3,321,984.06	( 4,637,044.06)	252.61-

\*\*\* END OF REPORT \*\*\*

CITY OF TIPTON  
FUND BALANCE REPORT  
AS OF: APRIL 30TH, 2026

	BEGINNING FUND BALANCE	YTD REVENUES	YTD EXPENSES	ENDING FUND BALANCE
001-GENERAL GOVERNMENT	473,235.14CR	3,266,868.83CR	3,150,819.68	589,284.29CR
110-ROAD USE TAX FUND	624,641.00CR	359,594.44CR	469,197.41	515,038.03CR
112-TRUST AND AGENCY FUND	52,498.72CR	532,662.56CR	484,417.50	100,743.78CR
119-Emergency Fund	5,698.22CR	0.00	0.00	5,698.22CR
121-LOCAL OPTION TAX	246,851.90CR	351,674.96CR	380,171.94	218,354.92CR
125-TIF SPECIAL REVENUE FUND	25,404.95CR	278,853.07CR	235,935.55	68,322.47CR
160-ECONOMIC/INDUSTRIAL DEVEL	568,477.99CR	197,868.17CR	87,915.57	678,430.59CR
168-AQUATIC CENTER CAMPAIGN F	576,279.12	0.00	0.00	576,279.12
189-LIBRARY TRUST FUND	24,871.14CR	201,755.98CR	4,051.23	222,575.89CR
190-P S SHARE FUND	53,285.61CR	5,316.25CR	0.00	58,601.86CR
192-FIRE ENTERPRISE TRUST	303,150.41CR	89,546.22CR	53,697.50	338,999.13CR
202-ELECTRIC REVENUE BONDS	529.39CR	151,780.10CR	28,500.00	123,809.49CR
203-06 ELECTRIC SUBSTATION RE	536,893.47CR	194,348.84CR	7,670.00	723,572.31CR
208-WW/SEWER REVENUE BOND SIN	142,574.50CR	483,245.58CR	72,940.00	552,880.08CR
208-WW/SEWER REVENUE BOND SIN	142,574.50CR	483,245.58CR	72,940.00	552,880.08CR
222-GO BOND 2015 DEBT SERVICE	93,661.75CR	97,742.31CR	1,825.00	189,579.06CR
224-GO BOND DEBT SERVICE	1,983.94CR	144,181.92CR	10,301.25	135,864.61CR
226-GO BOND SERIES 2021	39,227.50CR	228,594.50CR	8,330.00	259,492.00CR
228-GO BOND SERIES 2023	290,958.19CR	253,047.98CR	76,400.00	467,606.17CR
317-GO CP 2023	204,079.43	10,000.00CR	21,651.73	215,731.16
319-ELECTRIC UTILITY PROJECTS	246,805.40CR	0.00	101,530.00	145,275.40CR
320-ELECTRIC SOLAR PROJECT	0.00	1,906,538.32CR	1,394,501.67	512,036.65CR
500-CEMETERY TRUST FUND	130,908.66CR	5,744.65CR	0.00	136,653.31CR
600-WATER OPERATING	1,029,979.74CR	556,950.51CR	515,446.42	1,071,483.83CR
610-WASTEWATER/AKA SEWER REVE	489,235.48CR	887,562.45CR	833,662.85	543,135.08CR
630-ELECTRIC OPERATING	276,843.38CR	4,570,780.99CR	4,021,920.55	825,703.82CR
631-ELECTRIC DEVELOPMENT	9,387.94CR	95.70CR	0.00	9,483.64CR
632-ELECTRIC RENEWAL/REPLACEM	409,865.86CR	4,673.08CR	0.00	414,538.94CR
633-ELECTRIC RESERVE	456,619.37CR	6,383.37CR	0.00	463,002.74CR
634-ELECTRIC BOND/INT RESERVE	304,927.94CR	1,373.76CR	0.00	306,301.70CR
640-GAS OPERATING	529,640.02CR	2,119,794.37CR	2,074,736.78	574,697.61CR
641-GAS D.E.I.	17,540.52CR	883.47CR	0.00	18,423.99CR
660-AIRPORT OPERATING	6,224.02	36,483.22CR	334,011.07	303,751.87
670-GARBAGE COLLECTION	111,718.72CR	501,516.52CR	565,508.80	47,726.44CR
740-STORM WATER	229,706.02CR	89,141.25CR	75,785.89	243,061.38CR
810-CENTRAL GARAGE	74,065.93CR	442,217.29CR	317,497.11	198,786.11CR
820-PSF HEALTH INSURANCE	70,654.60CR	54,524.42CR	56,827.97	68,351.05CR
835-ADMINISTRATIVE SERVICES	186,931.94CR	821,692.55CR	560,101.92	448,522.57CR
860-PAYROLL ACCOUNT	1,305.19CR	0.00	0.00	1,305.19CR
950-ELECTRIC METER DEPOSITS	12,322.12CR	10,795.87CR	8,520.00	14,597.99CR
951-WATER METER DEPOSITS	1,996.68CR	3,542.57CR	3,235.00	2,304.25CR
952-GAS METER DEPOSITS	10,213.31CR	7,717.80CR	6,705.00	11,226.11CR
GRAND TOTAL FUND BALANCE	7,440,604.57CR	19,358,739.45CR	16,036,755.39	10,762,588.63CR

\*\*\* END OF REPORT \*\*\*

## CITY OF TIPTON - SUGAR CREEK TOWNSHIP 2026-2027 FIRE PROTECTION AGREEMENT

This Agreement entered into in accordance with and under the provisions of Chapter 28E of the 1995 Code of Iowa between the City of Tipton, hereinafter known as the "Providing Agency" and the Board of Trustees of SUGAR CREEK TOWNSHIP Cedar County, Iowa hereinafter referred to as "Township".

WITNESS: WHEREAS, one of the purposes of the Providing Agency is to provide certain persons and areas with fire protection, and

WHEREAS, the Providing Agency is willing and able to provide fire protection to the Township and the Township deems it in the best financial and economic interests of SUGAR CREEK TOWNSHIP that said protection be provided by the Providing Agency to the Township for the safety and welfare of its citizens and inhabitants.

IT IS, THEREFORE, AGREED AS FOLLOWS:

1. **PURPOSE.** The purpose of this Agreement is to provide fire protection for SUGAR CREEK TOWNSHIP or that portion thereof as set forth in the addendum attached to this Agreement, said protection to be provided by the Providing Agency.
2. **DURATION OF AGREEMENT.** This Agreement shall be effective from July 1, 2026 to June 30, 2027 and shall automatically renew for one year for each year thereafter until notice be given by either party of its termination on or before April 1 of the year of renewal date, in writing, or unless termination by mutual agreement of the parties. This Agreement becomes effective on the date of signing by the parties
3. **DUTIES OF PROVIDING AGENCY.** The Providing Agency shall in accordance with the terms and provision of the Agreement, provide fire protection to property as shall be sufficient for the Township to comply with the provisions of Section 359.42 of the 1995 Code of Iowa, as amended. Said duties shall include the providing of equipment and manpower for fire protection and responding to call and needs in the providing of said protection in the areas covered by this Agreement. (Map of covered property available per the Providing Agency.)
4. **CONTROL BY PROVIDING AGENCY.** All equipment and manpower utilized by the Providing Agency for the fire protection agreed to herein shall at all times be under the direction and control of the Chief of the Providing Agency or of the Officer in Charge.
5. **FINANCIAL PROVISION.** The Township shall pay the Proving Agency on or before June 30, 2027 the sum of \$2463.23 which shall be for the period commencing on the July 1, 2026 and running to June 30, 2027.

6. INDENTITY. The Providing Agency agrees to indemnify and hold harmless the Township, its agents, or employees, from and against all loss or expense (including costs and attorney's fees) by reason of liability imposed by law upon the Township, the agents or employees for damage because of bodily injury, including death at any time resulting therefrom by any person or persons or on account of damage to property, including loss of the use thereof, arising out of or in consequence of the performance or non-performance of the Providing Agency whether such injuries to persons or damage to property is due or claimed to be due to the negligency of Providing Agency, Township, or the agents or employees of either, except only such injury or damage as shall have been occasioned by the sole negligency of the Township, its agents or employees.

7. INSURANCE. The Providing Agency agrees that during the term of this Agreement, it shall at its own expense purchase and maintain the following insurance in companies properly licensed and satisfactory to Township, and also file copies of such insurance contracts with Township:

A. Public Liability: Including coverage for direct operations, independent contractors, contractual liability and completed operations, as follows:

Combined single limit:	\$1,000,000.00
Umbrella policy:	\$4,000,000.00
Total	\$5,000,000.00

B. Workmen's Compensation: Including employer's liability in accordance with the Workmen's Compensation Laws of the State of Iowa.


THIS Agreement made and entered into the \_\_\_\_\_ day of \_\_\_\_\_, \_\_\_\_\_, shall be recorded in accordance with the provisions of Chapter 28E of the 1995 Code of Iowa.

CITY OF TIPTON:


\_\_\_\_\_  
MAYOR, Tammi Goerd

\_\_\_\_\_  
ATTEST, City Clerk

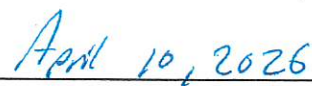
  
\_\_\_\_\_  
TRUSTEE/CLERK

  
\_\_\_\_\_  
TRUSTEE/CLERK

  
\_\_\_\_\_  
TRUSTEE/CLERK

  
\_\_\_\_\_  
TRUSTEE/CLERK

\_\_\_\_\_  
DATE

  
\_\_\_\_\_  
DATE

**AGENDA ITEM #**

**AGENDA INFORMATION**

**TIPTON CITY COUNCIL COMMUNICATION**

**DATE:** May 18, 2026

**AGENDA ITEM:** 2025 Annual Report for Tipton Police Department

**SYNOPSIS:** This report gives the Council an overview of the Police Department's activities for 2025. It lists traffic, incidents, arrests, comparisons and a County-wide snapshot.

**BUDGET ITEM:** N/A

**RESPONSIBLE DEPARTMENT:** Police


**MAYOR/COUNCIL ACTION:** Approval to accept

**ATTACHMENTS:** Annual Report for Police Department 2025

**PREPARED BY:** Lisa DuFour, Chief of Police

**DATE PREPARED:** 5/12/26

# TIPTON POLICE DEPARTMENT



## 2025 ANNUAL REPORT

**TIPTON POLICE DEPARTMENT  
ROSTER 2025**

Lisa DuFour, #501	Chief	Oct. 2003-Jun. 2005-Reserve Jul. 2005-Aug. 2010-Patrol Sept. 2010-Jan. 2016-Sergeant Feb. 2016-present - Chief
Bradly Peck, #506	Sgt./Inv.	May 1998-Jan. 2002-Reserve Feb. 2002-Jan. 2016-Patrol Feb, 2016-present – Sgt./Inv.
David Dierks, #504	SRO/Patrol	Mar. 2012-May 2016-Reserve Jun. 2016-Jun. 2024-Patrol Jul. 2024-present – SRO
Matthew Jennings, #509	Patrol	Jan. 2017-present -Patrol
Charles Adolph, #503	Patrol	Jun. 2019-present -Patrol
William Wagner, #507	Patrol	Jan. 2022-present -Patrol
Derek Latimer, #508	Patrol	Mar. 2017-Sep. 2020-Reserve Oct. 2020-Jun. 2024-Patrol/PT Jul. 2024-present-Patrol/FT

2025 Calls for Service

Cedar County Sheriff .....	6,142
<b>Tipton PD .....</b>	<b>2,932</b>
Durant PD .....	1,832
West Branch PD .....	1,033
Mechanicsville PD .....	297
Clarence PD .....	713
ISP .....	236

I have included a page that lists the number of Calls by agency and also gives further information regarding assisting agencies and how much time is spent on the calls (average).

2025 Business Checks

**378**

Business checks are done by all Officers throughout their shift, no call has been reported, just stopping in.

2025 Incidents and Arrests

Incidents    **221**  
Arrests      **79**    -all adult

There is an Offense Analysis included that lists the Offenses and total numbers.

<u>2025 Citations &amp; Warnings</u>	<u>2024 Citations &amp; Warnings</u>
Citations = 128	123
Warnings= 506	625
Totals= <b>634</b>	<b>748</b>

The last set of statistics shows a three (3) year comparison of Reportable Offenses. The ones that are highlighted show an increase from 2024. Serious Assaults are up to 7 -compared to only 1 the year before and the drug/narcotic violations almost doubled to 23 for 2025. There were only 2 less offenses for 2025 so it was a similar year for volume.

I have included the list of **Calls for Service** for the PD. This breaks down the number of calls that come into Dispatch for the Officers. The numbers may not match up exactly with the Offenses or other categories due to the call turning into something else, but this gives an idea of all the Calls.

Golf cart registration continues to be at a steady 87, with half being electric and half being gas.

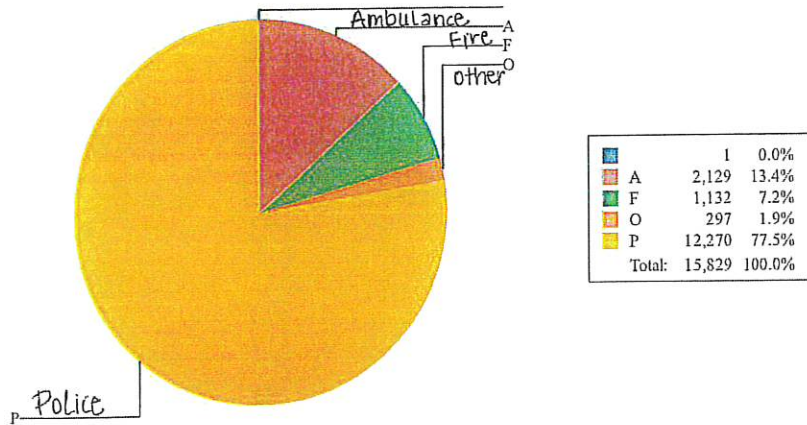
Car Unlocks for 2025: 65

Nuisances: 52

Unit Agency	Call Agency	Number of Calls	Number of Units	Average Time per CFS for units > 1 Min	Primary	Assist
CEDAR COUNTY SHERIFF Agency ID:CCSO						
		118	162	33.33	110	8
	CCSO	4,562	6,074	33.61	4,449	113
	CPD	193	273	24.49	162	31
	DPD	111	125	16.49	93	18
	JCSO	2	4	35.75	2	0
	LPD	100	151	39.31	95	5
	MPD	204	290	27.84	183	21
	TPD	631	770	19.52	430	201
	WBPD	221	280	30.71	159	62
	<b>Total:</b>	<b>6,142</b>	<b>8,129</b>	<b>31.53</b>	<b>5,683</b>	<b>459</b>
CLARENCE POLICE Agency ID:CPD						
		9	10	19.10	6	3
	CCSO	203	207	18.47	146	57
	CPD	466	547	24.05	435	31
	LPD	11	13	45.15	8	3
	MPD	7	8	51.00	2	5
	TPD	16	16	48.13	9	7
	WBPD	1	1		0	1
	<b>Total:</b>	<b>713</b>	<b>802</b>	<b>30.80</b>	<b>606</b>	<b>107</b>
DURANT POLICE Agency ID:DPD						
		77	77	19.36	75	2
	CCSO	68	69	18.50	56	12
	DPD	1,458	1,550	20.16	1,448	10
	SCSO	227	228	5.63	227	0
	TPD	2	3	275.00	1	1
	<b>Total:</b>	<b>1,832</b>	<b>1,927</b>	<b>28.76</b>	<b>1,807</b>	<b>25</b>
IOWA STATE PATROL Agency ID:ISP						
		4	4	23.00	1	3
	CCSO	217	220	50.38	130	87
	CPD	2	2	16.00	0	2
	DPD	3	3	16.00	1	2
	LPD	3	3	108.67	0	3
	MPD	3	3	55.00	1	2
	TPD	1	1		0	1
	WBPD	3	3	68.00	0	3
	<b>Total:</b>	<b>236</b>	<b>239</b>	<b>29.22</b>	<b>133</b>	<b>103</b>
LOWDEN POLICE DEPT Agency ID:LPD						
		8	9	11.11	6	2
	CCSO	1	1		0	1
	CPD	35	36	12.44	33	2
	LPD					
	<b>Total:</b>	<b>44</b>	<b>46</b>	<b>29.15</b>	<b>39</b>	<b>5</b>
MECHANICSVILLE POLI Agency ID:MPD						
		6	6	36.33	5	1
	CCSO	75	75	16.96	60	15
	CPD	3	3	44.33	1	2
	MPD	213	227	31.66	195	18
	<b>Total:</b>	<b>297</b>	<b>311</b>	<b>29.13</b>	<b>261</b>	<b>36</b>
TIPTON POLICE Agency ID:TPD						
		25	26	25.24	18	7
	CCSO	247	277	23.95	141	106
	CPD	8	13	60.77	3	5
	LPD	7	7	57.57	4	3
	MPD	6	6	30.80	0	6
	TPD	2,636	3,178	20.55	2,589	47
	WBPD	3	3	28.33	1	2
	<b>Total:</b>	<b>2,932</b>	<b>3,510</b>	<b>27.22</b>	<b>2,756</b>	<b>176</b>

Unit Agency	Call Agency	Number of Calls	Number of Units	Average Time per CFS for units > 1 Min	Primary	Assist
WEST BRANCH POLICE	Agency ID:WBPD	11	11	26.09	7	4
CCSO		111	123	33.04	66	45
CPD		1	1		1	0
JCSO		5	5	32.75	5	0
MPD		1	1	61.00	0	1
TPD		3	3	5.00	1	2
WBPD		901	1,062	29.46	875	26
<b>Total:</b>		<b>1,033</b>	<b>1,206</b>	<b>27.41</b>	<b>955</b>	<b>78</b>

### Calls for Service / Agency Type (PFA)





Offense	Total Number of Incidents				Cleared By						Inactive	Active
	Reported	Unfounded	Actual	Arrests	Exceptional			Clear	Inactive	Active		
					Adult	Juv	Other					
FIGHT REPORTED/INVESTIGAT	1	0	1	1	0	0	0	1	0	0	0	
FAMILY DISPUTE	1	0	1	0	0	0	0	1	0	0	0	
CHILD ABUSE INVESTIGATION	1	0	1	0	0	0	0	0	0	0	1	
CRIMINAL MISCHIEF 5TH	1	0	1	0	0	0	0	0	0	1	0	
CRIMINAL MISCHIEF 4TH	2	0	2	0	0	0	0	0	0	0	2	
INTERFERENCE WITH OFFICIAL/A	5	0	5	1	0	0	0	3	0	0	0	
WARRANTS	2	0	2	2	0	0	0	2	0	0	0	
BAD CHECKS	1	0	1	0	0	0	0	0	1	0	0	
DISORDERLY CONDUCT	1	0	1	1	0	0	0	1	0	0	0	
DRIV UNDER INFLU	10	0	10	9	0	0	0	10	0	0	0	
DRUNKENNESS	1	0	1	1	0	0	0	1	0	0	0	
LIQUOR LAW VIOLATION	4	0	4	2	0	0	0	1	1	0	0	
TRESPASSING	7	0	7	0	0	0	0	0	0	0	5	
ALL OTHER OFFENSES	4	0	4	2	0	0	0	2	0	0	2	
ASSIST OTHER AGENCY	15	0	15	5	0	0	0	6	0	0	2	
* ATTEMPTED SUICIDE	3	0	3	0	0	0	0	0	0	0	3	
CHILD ENDANGERMENT	4	0	4	2	0	0	0	2	0	0	1	
DEATH REPORT	1	0	1	0	0	0	0	0	0	0	1	
DRIV WHILE BARRED	2	0	2	2	0	0	0	2	0	0	0	
FIRE	1	0	1	0	0	0	0	1	0	0	0	
HARASSMENT	1	0	1	1	0	0	0	1	0	0	0	
INFORMATION ONLY	9	2	7	1	0	0	0	4	1	1	1	
* MENTAL CASE	1	0	1	0	0	0	0	1	0	0	0	
RESTRAINING ORDER	3	0	3	3	0	0	0	3	0	0	0	
WARRANT SERVED	6	0	6	6	0	0	0	6	0	0	0	
WELFARE CHECK	2	0	2	0	0	0	0	0	0	0	2	
Totals:	221	6	215	79	0	11	10	10	110	71	34	

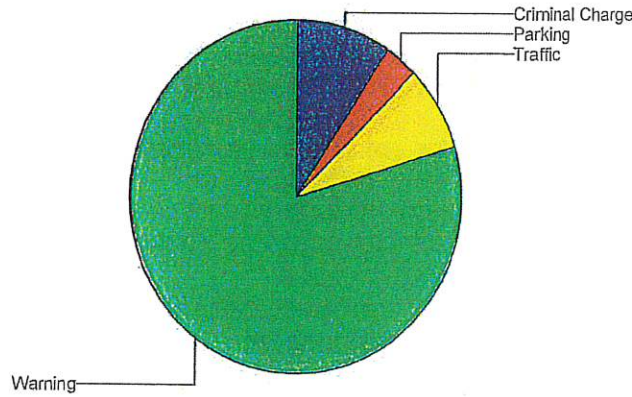
Rape / Assault / Domestic = 24

Drug & Alcohol = 45

Mental Health = 8

TIPTON POLICE DEPT  
Citation Summary Type/Charge

01/01/2025 thru 12/31/2025



Criminal Charge	58
ASSLT W/ INJURY--LAW OFCR/OTH	2
CARRY WEAPON WHILE INTOXICATED	1
CTRL FIREARM/OFF WPN BY FELON	1
DRIVE LIC DENIED/REVOKED-OWI	1
DRIVING UNDER SUSPENSION	2
DRIVING WHILE BARRED	5
DRUG TAX STAMP VIOLATIONS	1
FAIL OBEY STOP SIGN/YIELD ROW	1
FAIL TO USE HEADLAMPS W/REQUIR	2
FAILURE TO MAINTAIN CONTROL	2
IMPROPER REAR LAMPS	1
INELGIBLE TO CARRY WEAPON	1
INTERF W/ OFF ACTS-INFL BODILY	2
INTERFERENCE WITH OFFICIAL ACT	1
KEEP VEH OR PREMISE FOR CTRL S	1
NO VALID DRIVERS LICENSE	2
OPEN CONTAINER-DRIVER 21+ YOA	1
OPERATION W/OUT IGN INTERLOCK	2
OWI- 1ST OFFENSE	4
OWI- 2ND OFFENSE	4
OWI- 3RD OFFENSE	1
POSS CNTL SUBST-1,2,3RD	3
POSS CTRL SUBST-MARIJUANA 1ST	2
POSS CTRL SUBST-MARIJUANA 3RD	1
POSS CTROL SUBST-2ND	1
POSS OF DRUG PARAPHERNALIA	1
POSSESSION-MARIJUANA 1ST	4
PROH ACTS-PRESCRIP DRUG-1ST	1
PROVIDE PROOF FINANCIAL LIABIL	1
STRIKING UNATTENDED VEH	1
THEFT 2ND DEGREE>\$1500<\$10000	1
VIOLATION OF RESTRICTED LICENS	2
WARRANT OUT	2

Parking	21
OVER 48 HR PARKING	1
PARK ADJACENT TO CURB	3
PARK IN A NO PARKING ZONE	1
TPD-Snow Rt unattended vehicle	16

Traffic	49
CARELESS DRIVING	1
DEFECTIVE/UNAUTH MUFFLER SYSTE	1
DRIVE WRONG SIDE OF 2-WAY HWY	1
DRIVING UNDER SUSPENSION	5
DRIVING WITH EXPIRED LICENSE	1
FAIL OBEY STOP SIGN/YIELD ROW	2
FAIL TO GIVE ADD/NAME CHANGE	1
FAIL TO MAINTAIN REGIS PLATES	1
FAIL TO YIELD UPON LEFT TURN	1
FAILURE TO YIELD ENT THRU HWY	1
FOLLOWING TOO CLOSE	1
FRAUDULENT USE OF REGISTRATION	1
NO VALID DRIVERS LICENSE	2
OPERATION W/O REGISTRATION	11
PROVIDE PROOF FINANCIAL LIABIL	6
REGISTRATION VIOLATION	1
SCHL BUS DVR FAIL TO SIGNAL	2
SPEEDING	7
STRIKING UNATTENDED VEH	1
VIOL-FINANCIAL LIABILITY-ACCID	1
VIOLATE ONE-WAY TRAFFIC DESIGN	1

CARELESS DRIVING	2
DARK WINDOW OR WINDSHIELD	1
DEFECTIVE/UNAUTH MUFFLER SYSTE	2
DEPOSIT/THROW LITTER ON HWY	1
DRIVE WRONG SIDE OF 2-WAY HWY	2
DRIVING UNDER SUSPENSION	1
DRIVING WITH EXPIRED LICENSE	3
EXCESSIVE SPEED ON BRIDGE	2
F/R LIGHTS OF IMPROPER COLOR	1
FAIL OBEY STOP SIGN/YIELD ROW	32
FAIL TO CARRY REGISTRATN CARD	1
FAIL TO DISPLAY REGIST PLATE	24
FAIL TO GIVE ADD/NAME CHANGE	2
FAIL TO MAINTAIN REGIS PLATES	4
FAIL TO OBEY STEADY RED LIGHT	2
FAIL TO OBEY STOP/YIELD SIGN	21
FAIL TO OBEY TRAFFIC CNTRL DEV	9
FAIL TO OBEY YIELD SIGN	1
FAIL TO POSSESS VALID LICENSE	1
FAIL TO USE CHILD RESTRAINT DE	1
FAIL TO USE HEADLAMPS W/REQUIR	13
FAIL TO USE SEAT BELTS	3
FAIL TO USE SEAT BELTS-ADULT	1
FAIL TO YIELD TO EMERGENCY VEH	1
FAIL TO YIELD TO VEH ON RIGHT	2
FAIL TO YIELD UPON LEFT TURN	2
FAILURE TO YIELD ENT THRU HWY	1
FRAUDULENT USE OF REGISTRATION	1
IMPROPER LANE CHANGE	1
IMPROPER REAR LAMPS	80
IMPROPER REGIS PLATE LAMP	5
IMPROPER USE OF LANES	1
INSUFFICIENT # OF HEADLAMPS	25
LIGHT DEVICE COLOR/MOUNTING	5
MINOR USE TOBACCO/VAPOR PROD	2
NEW TITLE/REGIST TRSFR VIOL	1
NO VALID DRIVERS LICENSE	2
OPERATION W/O REGISTRATION	46
OPERATION W/OUT IGN INTERLOCK	1
OVERTAKING AND PASSING	1
PASS IN NO PASSING ZONE	1
PASSING ON WRONG SIDE	1
POSSESSION-MARIJUANA 1ST	1
PROVIDE PROOF FINANCIAL LIABIL	50
RECKLESS DRIVING	1
REGISTRATION VIOLATION	38
SPEEDING	85
UNSAFE PASSING	1
USE ECD WHILE DRIVING>18YOA	4
VIOL MINOR SCHOOL LICENSE COND	2
VIOLATE ONE-WAY TRAFFIC DESIGN	3
VIOLATION OF RESTRICTED LICENS	2
WINDSHIELD/WINDOW REQUIREMENTS	10

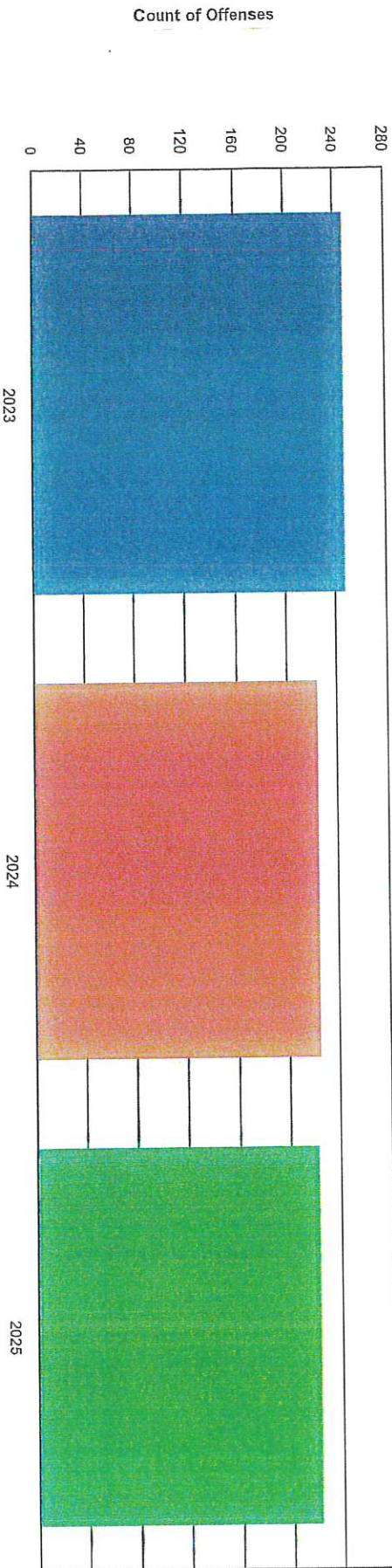
Total records for this report:

634

# TIPTON POLICE DEPT Yearly Comparison of Offenses

All Offenses  
01/01/2023 thru 12/31/2025

**Count of Offenses / Year**



Offense	2023	2024	2025	Total
1050F/TRAFFIC AC 1050F TRAFFI-	0	1	0	1
1050PD/HIT & RUN 1050PD: HIT AI	4	6	3	13
1050PD/TRAFF ACC 1050PD TRAFF	9	14	12	35
1050PI/HIT & RUN 1050PI: HIT ANI	0	1	0	1
1050PI/TRAFF ACC 1050PI TRAFFIC	1	1	1	3
11A <b>FORCIBLE RAPE</b>	0	0	2	2
11C/SEX ASSLT SEXUAL ASSAULT	2	4	5	11
11D FORCIBLE FONDLING	1	1	0	2
13A <b>SERIOUS ASSAULT</b>	4	1	7	12

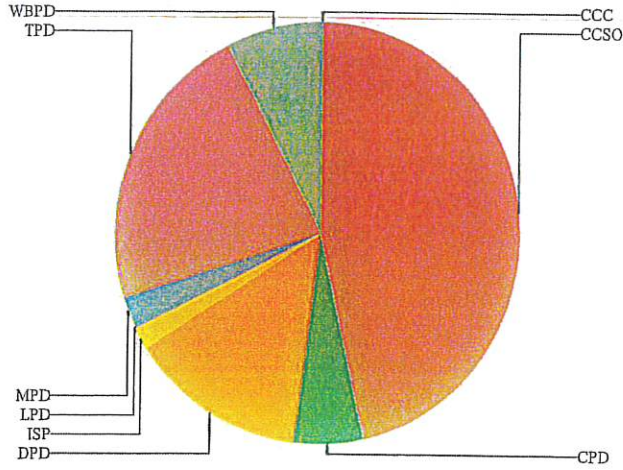
	2023	2024	2025	Total
13A/AGG ASSAULT AGGRAVATED	2	0	0	2
13A/DOMESTIC AGG DOMESTIC /	1	0	0	1
13A/SER DOM <b>SERIOUS DOMEST</b>	0	0	<b>2</b>	2
13B <b>SIMPLE ASSAULT</b>	7	2	<b>6</b>	15
13B/DOMESTIC DOMESTIC VIOLE	9	9	3	21
13C INTIMIDATION	0	1	0	1
210 EXTORTION/BLACKMAIL	1	1	0	2
220 BURGLARY/B&E	7	2	1	10
23C SHOPLIFTING	1	2	0	3
23D THEFT FROM BUILDING	9	10	5	24
23E THEFT FROM VENDING	0	1	0	1
23F THEFT FROM VEHICLE	1	2	1	4
23G THEFT VEHICLE PART	0	1	0	1
23H OTHER THEFT	7	7	3	17
240 MOTOR VEHICLE THEFT	1	1	2	4
250 COUNTERFEIT/FORGERY	3	0	1	4
26A SWINDLE/CONFIDENCE	3	1	0	4
26B <b>CREDIT/ATM FRAUD</b>	0	0	<b>2</b>	2
26C IMPERSONATION FRAUD	2	1	0	3
26E WIRE FRAUD	0	1	0	1
26F Identity Theft	2	1	0	3
280 STOLEN PROPERTY	0	1	0	1
290 <b>VANDALISM</b>	6	7	<b>12</b>	25
35A <b>DRUG/MARC VIOLATIONS</b>	13	12	<b>23</b>	48

	2023	2024	2025	Total
35B DRUG EQUIPMENT VIOL	8	7	7	22
370 <del>FORN/OBSCENE MATL</del>	2	0	3	5
520 WEAPON LAW VIOLATION	0	1	3	4
601 ACCIDENT	0	1	0	1
613 TOBACCO VIOLATIONS	1	0	1	2
620 DOGS RUNNING AT LARGE	0	1	0	1
622 ANIMAL BITES	2	1	0	3
625 CRUELTY TO ANIMALS	1	1	0	2
632 RECKLESS DRIVING	1	0	0	1
633 SUSPICIOUS PERSON	0	1	0	1
634 LOUD MUSIC/NOISE	0	1	0	1
640 SUICIDE ATTEMPTED	0	4	2	6
641 SUICIDE COMPLETED	0	0	1	1
642 DEATH NON SUSPICIOUS	1	2	4	7
650 TRAFEGIC VIOLATIONS	22	13	9	44
651 DRIVING LICENSE SUSPENDI	2	4	3	9
652 DRIVING WHILE REVOKED	4	4	1	9
663 DRIVING WHILE BARRED	4	2	3	9
670 HARASSMENT, PHONE	1	3	1	5
671 HARASSMENT, GENERAL	3	1	1	5
687 CIVIL DISPUTE	0	0	1	1
694 RUNAWAY FOUND	0	1	0	1
695 RUNAWAY REPORTED	0	0	1	1
696 MENTALLY DISTURBED	1	3	1	5

	2023	2024	2025	Total
697 MENTAL/SUBSTANCE COMM	3	2	0	5
699 WELFARE CHECK PERSON	0	1	0	1
710 FIGHT REPORTED/INVESTIG,	1	0	1	2
712 FAMILY DISPUTE	0	0	1	1
713 CHILD ABUSE INVESTIGATIOI	1	0	1	2
716.4 CRIMINAL MISCHIEF 2ND	2	0	0	2
716.6 CRIMINAL MISCHIEF 5TH	1	2	1	4
716.6(1) CRIMINAL MISCHIEF 4TH	1	2	2	5
719.1 INTERFERENCE WITH OFFI	5	5	5	15
801 WARRANTS	2	2	2	6
90A BAD CHECKS	0	1	1	2
90C DISORDERLY CONDUCT	2	0	1	3
90D <b>DRIV UNDER INFLU</b>	19	7	10	36
90E DRUNKENESS	5	7	1	13
90G <b>LIQUOR LAW VIOLATION</b>	1	2	4	7
90I RUNAWAY	1	0	0	1
90J <b>TRESPASSING</b>	2	3	7	12
90Z ALL OTHER OFFENSES	3	2	4	9
ANIMAL BITE ANIMAL BITE	0	2	0	2
ASSIST OTHERAGY ASSIST OTH	5	9	16	30
ATT SUICIDE <b>ATTEMPTED SUICID</b>	1	2	3	6
CHILD END CHILD ENDANGERMEI	6	6	4	16
DEATH REPORT DEATH REPORT	0	0	1	1
DWLB <b>DRIV WHILE BARRED</b>	1	0	2	3

	2023	2024	2025	Total
FIRE FIRE	0	0	1	1
FOUND PROPERTY FOUND PROF	1	0	0	1
HARASSMENT HARASSMENT	3	2	1	6
INFO INFORMATION ONLY	9	11	9	29
MENTAL CASE MENTAL CASE	0	1	1	2
PARKING VIOLATN PARKING VIOI	0	1	0	1
RESTRAINING ORDR RESTRAINIT	6	2	3	11
SUICIDE SUICIDE	1	0	0	1
UNATTENDED DEATH UNATTEND	3	0	0	3
WARRANT SERVED WARRANT SI	14	10	6	30
WELFARE CHECK WELFARE CHE	0	0	2	2
Total	248	225	223	696

# Police - Unit Agency



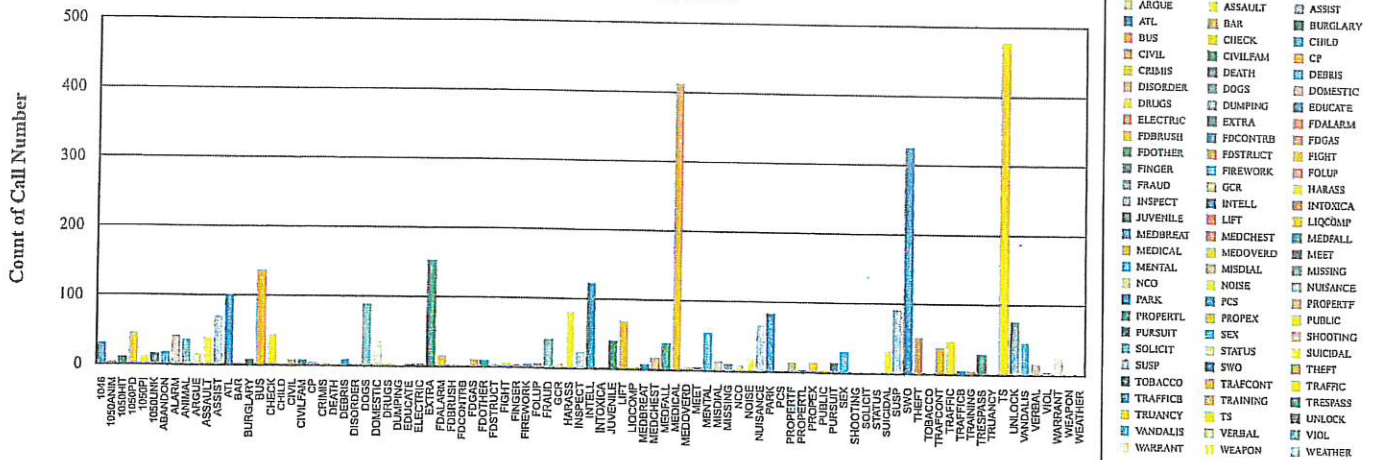
CCC	16	0.1%
CCSO	6142	46.4%
CPD	713	5.4%
DPD	1832	13.8%
ISP	236	1.8%
LPD	44	0.3%
MPD	297	2.2%
TPD	2932	22.1%
WBPD	1033	7.8%
<b>Total</b>	<b>13245</b>	<b>100.0%</b>

# TPD

2,932

## Count of Call Number / Call Type

For TPD



Call Type

Total

1046	23
1050ANIM	3
1050HIT	5
1050PD	33
1050PI	8
1050UNK	10
ABANDON	13
ALARM	28
ANIMAL	16
ARGUE	11
ASSAULT	18
ASSIST	48
ATL	61
BAR	2
BURGLARY	5
BUS	131
CHECK	42
CIVIL	6
CIVILFAM	4
CP	4
CRIMIS	1
DEATH	1
DEBRIS	8
DISORDER	1
DOGS	43
DOMESTIC	21
DRUGS	2
DUMPING	1
EDUCATE	3
ELECTRIC	3
EXTRA	136
FDALARM	9
FDBRUSH	3
FDGAS	8
FDOTHER	7
FDSTRUCT	2
FIGHT	4
FINGER	2
FIREWORK	3
FOLUP	6
FRAUD	17
GCR	6
HARASS	42
INSPECT	24
INTELL	74
INTOXICA	1
JUVENILE	19
LIFT	60
LIQCOMP	3
MEDBREATH	8
MEDCHEST	14
MEDFALL	35
MEDICAL	342
MEDOVERD	3
MEET	4
MENTAL	32
MISDIAL	11
MISSING	5
NCO	4
NOISE	10
NUISANCE	52
PARK	62
PCS	1
PROPERTF	5
PROPERTL	3
PROPEX	7
PUBLIC	3
PURSUIT	5
SEX	7
SOLICIT	1
STATUS	1

Call Type

Total

SUICIDAL	25
SUSP	64
SWO	131
THEFT	21
TOBACCO	1
TRAFCONT	23
TRAFFIC	18
TRAFFICB	2
TRAINING	1
TRESPASS	16
TRUANCY	1
TS	456
UNLOCK	66
VANDALIS	22
VERBAL	13
VIOL	1
WARRANT	20
WEAPON	1
WEATHER	2

2,476

GOLF CART REGISTRATIONS

Year	#	Electric	Gas
2014	57		
2015	53	45	8
2016	60	45	15
2017	64	49	15
2018	85	62	23
2019	83	50	33
2020	74	41	33
2021	97	48	49
2022	87	40	47
2023	96	49	47
2024	87	45	42
2025	87	43	44
2026			

**Contractor's Application for Payment**

<b>Owner:</b> <u>City of Tipton</u>	<b>Owner's Project No.:</b> _____
<b>Engineer:</b> <u>Garden &amp; Associates, Ltd.</u>	<b>Engineer's Project No.:</b> <u>5025232</u>
<b>Contractor:</b> <u>Midwest Concrete, Inc.</u>	<b>Contractor's Project No.:</b> _____
<b>Project:</b> <u>East 1st Street Reconstruction</u>	
<b>Contract:</b> <u>East 1st Street Reconstruction</u>	
<b>Application No.:</b> <u>1</u>	<b>Application Date:</b> <u>5/8/2026</u>
<b>Application Period:</b> <b>From</b> <u>3/30/2026</u> <b>to</b> <u>5/1/2026</u>	

1. Original Contract Price	\$ 164,999.00
2. Net change by Change Orders	\$ 15,821.49
3. Current Contract Price (Line 1 + Line 2)	\$ 180,820.49
4. Total Work completed and materials stored to date (Sum of Column G Lump Sum Total and Column J Unit Price Total)	\$ 180,820.49
5. Retainage	
a. _____ X \$ 180,820.49 Work Completed	\$ -
b. _____ X \$ - Stored Materials	\$ -
c. Total Retainage (Line 5.a + Line 5.b)	\$ -
6. Amount eligible to date (Line 4 - Line 5.c)	\$ 180,820.49
7. Less previous payments (Line 6 from prior application)	
8. Amount due this application	\$ 180,820.49
9. Balance to finish, including retainage (Line 3 - Line 4)	\$ -

**Contractor's Certification**

The undersigned Contractor certifies, to the best of its knowledge, the following:

(1) All previous progress payments received from Owner on account of Work done under the Contract have been applied on account to discharge Contractor's legitimate obligations incurred in connection with the Work covered by prior Applications for Payment;

(2) Title to all Work, materials and equipment incorporated in said Work, or otherwise listed in or covered by this Application for Payment, will pass to Owner at time of payment free and clear of all liens, security interests, and encumbrances (except such as are covered by a bond acceptable to Owner indemnifying Owner against any such liens, security interest, or encumbrances); and

(3) All the Work covered by this Application for Payment is in accordance with the Contract Documents and is not defective.

**Contractor:** Cody Lawler Digitally signed by Cody Lawler  
DN: C=US,  
E=c.lawler@midwest-concrete.net,  
O="Midwest Concrete, Inc.",  
CN=Cody Lawler  
Date: 2026.05.08 14:35:22-05'00'

**Signature:** \_\_\_\_\_ **Date:** \_\_\_\_\_

<b>Recommended by Engineer</b>	<b>Approved by Owner</b>
<b>By:</b> <u>Richard Teed</u> <small>Richard Teed 2026.05.08 14:48:39-05'00'</small>	<b>By:</b> _____
<b>Title:</b> <u>Project Engineer</u>	<b>Title:</b> _____
<b>Date:</b> <u>5/8/2026</u>	<b>Date:</b> _____
<b>Approved by Funding Agency</b>	
<b>By:</b> _____	<b>By:</b> _____
<b>Title:</b> _____	<b>Title:</b> _____
<b>Date:</b> _____	<b>Date:</b> _____

**Progress Estimate - Unit Price Work**

**Owner:** City of Tipton  
**Engineer:** Garden & Associates, Ltd.  
**Contractor:** Midwest Concrete, Inc.  
**Project:** East 1st Street Reconstruction  
**Contract:** East 1st Street Reconstruction

**Contractor's Application for Payment**

**Owner's Project No.:**  
**Engineer's Project No.:** 5025232  
**Contractor's Project No.:**

A Bid Item No.	B Description	C Item Quantity			D Contract Information		E Unit Price (\$)	F Value of Bid Item (C X E) (\$)	G Estimated Quantity Incorporated in the Work	H Value of Work Completed to Date (E X G) (\$)	I Materials Currently Stored (not in G) (\$)	J Work Completed and Materials Stored to Date (H + I) (\$)	K % of Value of Item (J / F) (%)	L Balance to Finish (F - J) (\$)
		Item	Quantity	Units	Units	Units								
Original Contract														
1	Excavation, Class 10	700.00	CY			8.00	5,600.00	700.00	5,600.00		5,600.00	100%		
2	Subgrade Preparation, 6" Thick	2,125.00	SY			1.00	2,125.00	2,181.00	2,181.00		2,181.00	103%		
3	Subgrade Treatment, Geogrid	550.00	SY			2.00	1,100.00	171.78	343.56		343.56	31%		
4	Subbase, Granular, 6" Thick	2,125.00	SY			7.00	14,875.00	2,181.00	15,267.00		15,267.00	103%		
5	Manhole Adjustment Major	1.00	EA			1,500.00	1,500.00	1.00	1,500.00		1,500.00	100%		
6	Pavement, PCC, 7" Thick, C-3 or C-4	2,075.00	SY			54.00	112,050.00	2,181.00	117,774.00		117,774.00	105%		
7	Curb and Gutter, 2.5' Wide, 7" Thick	300.00	LF			50.00	5,000.00	150.30	7,515.00		7,515.00	150%		
8	PCC Pavement Samples and Testing	22.00	SY			89.00	1,958.00	19.94	1,774.66		1,774.66	91%		
9	Sidewalk, PCC, 4" Thick	18.00	SY			119.00	2,142.00	12.33	1,467.67		1,467.67	69%		
10	Detectable Warnings	48.00	SF			48.00	2,304.00	48.00	2,304.00		2,304.00	100%		
11	Pavement Removal	2,100.00	SY			3.00	6,300.00	2,181.00	6,543.00		6,543.00	104%		
12	Temporary Traffic Control	1.00	LS			2,830.00	2,830.00	1.00	2,830.00		2,830.00	100%		
13	Hydraulic Seeding, Fertilizing, and Mulching	1.00	LS			2,060.00	2,060.00	1.00	2,060.00		2,060.00	100%		
14	Mobilization	1.00	LS			3,605.00	3,605.00	1.00	3,605.00		3,605.00	100%		
								Original Contract Totals \$		164,999.00		172,314.89	104%	





**AGENDA ITEM**

**AGENDA INFORMATION  
TIPTON CITY COUNCIL COMMUNICATION**

**DATE:** 5-18-26

**AGENDA ITEM:** Agreement for Garden & Associates to perform street inventory

**ACTION:** Motion to Approve, Deny or Table

**SYNOPSIS:** I am seeking approval to proceed with a street inventory mapping plan and 5-yr street maintenance plan. This agreement is with Garden & Associates for a price of \$22,000. This will be paid from the FY 26-27 RUT after July 1. Once inventory is completed, an action plan will be developed and discussed with the Street Committee and presented to the City Council on the timing of streets to be worked on and when. The amount of streets to be fixed will be determined by dollars available, and cost of improvements. The mapping will show whether street is curb and gutter, road width, rehab year, rehab type, current surface types and condition rating to help set priorities. A cost estimate will be included within the 5-year maintenance plan that is developed. This plan should be something that we continue after 5 years to assist the city with ongoing street maintenance and rehab. Please see attached memo from Richard Teed.

**BUDGET ITEM:**

**RESPONSIBLE DEPARTMENT:** Public Works

**MAYOR/COUNCIL ACTION:** Approve, Deny or Table

**ATTACHMENTS:** Professional Service Agreement & Garden Associates Memo

**PREPARED BY:** Tom Doermann

**DATE PREPARED:** 5-12-26

PROFESSIONAL SERVICES AGREEMENT

This agreement made between the City of Tipton, Iowa the CLIENT, and GARDEN & ASSOCIATES, LTD., the CONSULTANT, for services concerning the following PROJECT: Street Inventory Mapping and 5-Year Maintenance Plan

GARDEN & ASSOCIATES, LTD. agrees to perform the following professional services in connection with the PROJECT: Services per the attached Memo dated 5/7/2026.

The CLIENT hereby agrees to provide the following services in connection with the PROJECT: Personnel and equipment per the attached Memo dated 5/7/2026.

The CLIENT agrees to compensate the CONSULTANT for services rendered under this agreement on the following basis: Standard hourly rates plus reimbursable expenses with an Estimated Fee of \$22,000; current G&A standard rate schedule is attached.

THIS AGREEMENT IS SUBJECT TO ALL THE TERMS AND CONDITIONS ATTACHED HERETO.

This agreement represents the entire and integrated agreement between the CLIENT and the CONSULTANT and supersedes all prior negotiations, representations or agreements, either written or oral. This agreement may be amended only by written instrument signed by both the CLIENT and the CONSULTANT.

\_\_\_\_\_  
CLIENT

\_\_\_\_\_  
DATE

  
\_\_\_\_\_  
GARDEN & ASSOCIATES, LTD.

5/7/2026

\_\_\_\_\_  
DATE

# Memo

**To:** City of Tipton

**From:** Rick Teed

**Date:** 5/7/2026

**Re:** Tipton, Iowa – Street Inventory Mapping and 5-Year Maintenance Plan

---

Garden & Associates, Ltd. welcomes the opportunity to assist you with your street inventory and assessment needs. Based on our discussion regarding development of a 5-year street maintenance plan, we offer the following:

- Mapping
  - The inventory map will be created based on the information recorded and provided historical data that Garden & Associates has managed for the last several years. Our current street improvement mapping accounts for the major street improvements dating back to 2002. Annual street improvements like seal coat treatments on roadways are not accounted for on this map.
  - The following attributable data will be collected and recorded with each section of street:
    - Curb and Gutter - Yes or No
    - Road Width
    - Rehab Year
    - Rehab Type
    - Current Surface Type
    - Condition Rating (1-10, 1 = worst condition, 10 = best condition)
    - Photo and Rating descriptions attached
  - The final map will be visualized by colors representing differing street surfacing types with attributable data and condition rating available to be viewed. Existing sealcoat surfaces will be inventoried without a rating given.
  - The street inventory map can be a useful tool to assist City of Tipton staff and council in making informed decisions regarding the network.

- 5-Year Maintenance Plan Document
  - Existing pavement inventory.
  - Streets categorized by pavement condition rating obtained by inventory mapping.
  - Description of existing pavement conditions and failures.
  - Pavement management/maintenance/reconstruction recommendations and priority.
  - Surface treatment methods:
    - Surface treatment
    - Structural repairs/Reconstruction
    - Routine maintenance
  - Recommended improvements schedule based on budget determined by City.
  - Estimated improvements costs.
- Summary of Estimated Costs (inventory mapping and 5-Year plan document)
 

○ Street Inventory Mapping	\$9,300
○ 5-Year Maintenance Plan Document	<u>\$12,700</u>
○ Total	\$22,000

The estimated costs allow us to inventory the entire street network within the incorporated limits of the City of Tipton. This work will establish a baseline of the current types of road sections and condition of each city block. Future investigations will be significantly reduced in scope if this work is completed today. Two meetings with city staff is recommended for this project:

1. The first meeting will be after the inventory of the streets is completed to discuss recommend annual budgeting for street improvements
2. The second meeting will be after the 5-Year Maintenance Plan Document is completed to discuss the final report and recommend improvements.

**GARDEN & ASSOCIATES, LTD.**  
**2026 RATE SCHEDULE**

<u>CLASSIFICATION</u>	<u>Hourly Rate</u>
Principal Engineer	\$ 184.00
Project Manager	\$ 178.00
Engineer 1	\$ 165.00
Engineer 2	\$ 149.00
Engineer 3	\$ 140.00
Engineer 4	\$ 126.00
Engineer 5	\$ 118.00
Surveyor 1	\$ 150.00
Surveyor 2	\$ 144.00
Surveyor 3	\$ 128.00
Technician 1	\$ 140.00
Technician 2	\$ 117.00
Technician 3	\$ 111.00
Technician 4	\$ 103.00
Technician 5	\$ 91.00
Technician 6	\$ 74.00

**REIMBURSABLE EXPENSES**

Mileage, Per Mile	\$ 0.72
Printing, Per Square Foot	\$ 0.30
Printing - Color, Per Square Foot	\$ 2.00
Copying, Per Sheet	\$ 0.30
Copying - Color, Per Sheet	\$ 1.50
GPS Survey Equipment, Per Hour	\$ 53.00
Robotic Total Station Equipment, Per Hour	\$ 53.00
ATV GPS Mapping, Per Hour	\$ 145.00
Laser Scanning, Per Hour	\$ 170.00
GIS, Mapping Equipment, Per Hour	\$ 13.00

**OTHER REIMBURSABLE EXPENSES**

- 1 Charges for outside services such as soils and materials testing, fiscal, and legal will be billed at their invoice cost.
- 2 All other direct expenses will be invoiced at cost.

**ADJUSTMENTS TO FEE SCHEDULE**

- 1 Rate Schedule effective March 1, 2026 through February 28, 2027. The Rate Schedule shall be subject to change each March 1st of each year.

## Amy Lenz

---

**From:** Joanna Foor <jfoor@cedarcounty.iowa.gov>  
**Sent:** Wednesday, May 13, 2026 8:40 AM  
**To:** Amy Lenz  
**Cc:** Linda Beck  
**Subject:** Request for CCPH Health Fair 2026  
**Attachments:** Request to use north parking lot.CCPH.2026.pdf

Good morning!

Attached is a request form for the next city council meeting requesting to use the North parking lot at the courthouse for our upcoming Health Fair in August. Please let me know if there is anything else you need from me at this time!

Have a great day!

Joey

*Joey Foor BSN, RN*

Public Health Manager

Cedar County Public Health

400 Cedar Street

Tipton, Iowa 52772

563-886-2226

[jfoor@cedarcounty.iowa.gov](mailto:jfoor@cedarcounty.iowa.gov)

\*This email (including attachments) is covered by the Electronic Communication Privacy Act, 18.U.S.C. 2510-2421. It is the confidential property of Cedar County and is intended for use only by the individual or entity to which it is addressed. The information may be confidential and legally privileged. If you are not the intended recipient, you are hereby notified that any retention, dissemination, distribution or copying of this communication is strictly prohibited. If you have received this transmission in error, please delete the information from your system and notify the sender by reply email.

## Request To Be Placed on the Council Agenda

Requests must be made prior to 12 p.m. Wednesday preceding Council Meetings.

Name: Joey Foor

Address: 400 Cedar St., Tipton, IA, 52772

Phone: 563-886-2226

Email address: jfoor@cedarcounty.iowa.gov

Reason for request, please be specific.

Cedar County Public Health will be hosting their annual Health & Wellness Fair on August 7, 2026, from 9am - 1pm. We are requesting to use the North Parking Lot at the Courthouse. The lot will be used by the Tipton PD for a hot car display. Also, The Iowa Coffee Cup would like to set up their trailer in the lot as well. Space around the gazebo will also be used. Set up for our event begins at 8:00am.

Thank you!

Date of Council Meeting: May 18<sup>th</sup>, 2026

Today's date and time: May 13<sup>th</sup>, 2026; 0822

Signature: Joey Foor