

City of Tipton, Iowa

Meeting: Tipton City Council Meeting
Place: Tipton Fire Station, 301 Lynn Street, Tipton, Iowa 52772
Date/Time: Monday, May 20, 2024, 5:30 p.m.
Web Page: www.tiptoniowa.org
Posted: Friday, May 17, 2024 (Front door of City Hall & City Website)

Please join my meeting from your computer, tablet, or smartphone.

<https://meet.goto.com/642904677>

You can also dial in using your phone.

Access Code:

642-904-677

United States (Toll Free):

[1 866 899 4679](tel:18668994679)

Mayor: Tammi Goerd

Council at Large:	Abby Cummins-VanScoy	Council At Large:	Jason Paustian
Council Ward #1	George Welker	Council Ward #2	Mike Helm
Council Ward #3	Luke Johnston	City Attorney:	Lynch Dallas, P.C.
City Manager:	Brian Wagner	Interim Gas Supt:	Virgil Penrod
Finance Director:	Melissa Armstrong	Electric Supt:	Jon Walsh
City Clerk:	Amy Lenz	Water & Sewer Supt:	Brian Brennan
Dir. Of Public Works:	Steve Nash	Ambulance Svc Dir:	Brad Ratliff
Police Chief:	Lisa DuFour	Economic Dev. Dir.	Linda Beck
Park & Recreation:	Adam Spangler	Library Director:	Denise Smith

A. Call to Order

B. Roll Call

C. Pledge of Allegiance

D. Agenda Additions/Agenda Approval

E. Communications:

If you wish to address the City Council regarding an issue, whether on the agenda or something not on the agenda, please approach the lectern at this time and give your name and address for the public record before discussing your item. Scheduled communications are allowed to speak up to five minutes. Unscheduled communications are allowed to speak up to three minutes.

F. Consent Agenda

Note: These are routine items and will be enacted by one motion without separate discussion unless a Council Member requests separate consideration.

1. Approval – Council Meeting Minutes, May 6, 2024
2. Approval – Investment and Treasurer’s Report, April 2024
3. Approval – Liquor License, The Wandering Crowd (Kickoff Summer Event on June 8th)
4. Approval – Liquor License for Tipton Chamber of Commerce (Kickoff Summer Event on June 8th)
5. Approval – Tipton Revitalization Incentive Program reimbursement request, Mark Pooley, 424 West 6th Street, \$7,500
6. Approval – Tipton Revitalization Incentive Program request, Dairy Queen, 911 Cedar Street

7. Approval – Mural at the park on bathroom building wall by the volleyball pits.
8. Approval – Pay Application No. 12, Replace Hwy 38 South Street to IA 130, Triple B Construction, \$224,297.90
9. Approval – Claims Register which includes claims paid under the current Purchase Policy

G. Public Hearing

1. Fiscal Year 2023-2024 Budget Amendment

H. City Business

1. Resolution No. 052024A: Resolution amending the current budget for fiscal year ending June 30, 2024
2. Discussion and possible action concerning Change Order No. 4, Replace Hwy 38 South Street to IA 130, Triple B Construction, \$52,550 (*Andy Goedken with Origin Design will be in person to discuss*)
3. Discussion and possible action concerning Cedar Street curb removal and replacement (*Andy Goedken with Origin Design will be in person to discuss*)
4. Discussion and possible action on approval of purchase of Tax Sale Certificate from Acc 856 LLC
5. Discussion and possible action concerning an electronic Safety Data Sheet Program with Binderworks, \$4,051.75
6. Discussion and possible action concerning transformers/transformer repairs.

I. Reports of Mayor/ Council/ Manager/ Department Heads

1. Mayor's Report
2. Council Reports
3. Committee Reports
4. City Manager's Report
5. Department Heads

J. Adjournment

Pursuant to §21.4(2) of the Code of Iowa, the City has the right to amend this agenda up until 24 hours before the posted meeting time.

If anyone with a disability would like to attend the meeting, please call City Hall at 886-6187 to arrange for accommodations/transportation.

May 6, 2024
Fire Station
301 Lynn Street
Tipton, Iowa

The City Council of the City of Tipton, Cedar County, Iowa, met in regular session at 5:30 p.m. Mayor Goerdts called the meeting to order. Upon roll being called the following named council members were present: Cummins, Johnston, Paustian, Helm and Welker. Also present: Wagner, Armstrong, Lenz, Nash, DuFour, Spangler, Walsh, Coppess, Peck, Adolph, other visitors, and the press.

Agenda:

Motion by Cummins, second by Helm to approve the agenda with the addition of a discussion only item under City Business (No. 7). Following the roll call vote the motion passed unanimously.

Proclamation:

1. Teacher Appreciation Week

Consent Agenda:

Motion by Cummins, second by Johnston to approve the consent agenda which includes April 22nd Council Meeting Minutes, April 29th Council Meeting Minutes, April 2024 Development Director's Report, liquor license for Casey's, Pay Application No. 2, Industrial Circuit Electrical Construction Project to Tri-City Electric Company of Iowa in the amount of \$33,516, and the following claims list. Following the roll call vote the motion passed unanimously.

A & P GRAPHICS & SIGNS	8 VETERAN BANNERS	1193.40
ACCESS SYSTEMS LEASING	COPIER AGREEMENT	1210.96
ACTION SEWER & SEPTIC	CAMERA & LOCATING SEWERS	1650.00
AFLAC	AFLAC AFTER TAX PY W/HOLDING	569.25
AXA EQUI-VEST PROCESSING	DEF. COMP PRETAX	250.00
BAKER & TAYLOR	BOOKS	985.92
BANLEACO	LEASE AGREEMENT	105.60
BOUND TREE MEDICAL LLC	MEDICAL SUPPLIES	381.24
CAPITAL ONE	OFFICE AND MISC SUPPLIES	63.76
CINTAS	UNIFORMS	733.06
CINTAS CORPORATION	FIRST AID SUPPLIES	238.24
CITY OF TIPTON-REVOLVING	CENTRAL GARAGE REPAY	23652.90
CITY UTILITIES	CITY UTILITIES	2478.29
CJ COOPER & ASSOCIATES INC	SPECIMEN	100.00
COLLECTION SERVICES CENTER	CHILD SUPPORT	59.52
COMMUNITY ACTION	PROJECT SHARE DONATION	2000.00
COPY SYSTEMS	BASE & COPIES	74.34
COUNTY AUTOMOTIVE SERVICES	TIRE REPAIR LOOSE WHEEL	23.27
CRESCENT ELECTRIC SUPPLY	CITY HALL BLDG MAINT SUPPLIES	323.12
DR DARLENE A EHLERS	MAY RENT	500.00
DURANT AMBULANCE SERVICE	ALS SERVICE	150.00
ELIJAH ENTERPRISES	REPAIR PARTS #138	79.36
FAMILY FOODS	MISC SUPPLIES	72.15
FILTRATION CORP. OF AMERICA	OPERATING SUPPLIES	228.81
FLETCHER-REINHARDT	UNDERGROUND SUPPLIES	4228.06
GARDEN & ASSOCIATES INC	PLUM STREET PAVING EXTENSION	1587.25

GRASSHOPPER LAWN CARE	MOWING	1205.00
HASTY AWARDS	275 SOCCER MEDALS	594.59
HAWKINS INC	CHEMICALS	1693.67
I.R.S.	FEDERAL WITHHOLDING	20055.95
INTERSTATE POWER SYSTEMS	REPAIR PARTS #180	1923.68
IAMU	SGET DUES QUARTER 4	2919.44
IOWA ONE CALL	LOCATES	170.10
IPERS	IPERS WITHHOLDING	13724.69
J & M DISPLAYS INC	FIREWORKS	18000.00
KIRKWOOD COMMUNITY COLLEGE	TRAINING	20.00
ELECTRONICS INC	ALARM SERVICE	120.00
LINDA BECK	MILEAGE REIMBURSEMENT	58.96
LINDE GAS & EQUIPMENT INC	OXYGEN	552.74
MARCIA MEYERS	MAY RENT	600.00
MIDAMERICAN ENERGY COMPANY	MAY CASH REQUEST	58000.00
MIDWEST BREATHING AIR LLC	OPERATING SUPPLIES	142.15
MISC. VENDOR	MISC VENDORS	13905.48
MITCHELL 1	WEB SUBSCRIPTION	304.65
NILES CHIROPRACTIC	DRUG SCREENS	50.00
OFFICE MACHINE CONSULTANTS	MANAGEMENT SERVICES	3249.00
ORIGIN DESIGN	CROOKED CREEK TRAIL	5340.00
PRINCIPAL	PRINCIPAL DENTAL POLICY	2201.29
QUADIENT FINANCE USA INC	POSTAGE	2000.00
RODNEY'S YARD MOWING	MOWING	275.00
SIMMERING-CORY IOWA	HOUSING REHAB PROGRAM	15900.00
SPINUTECH INC	EMAIL MARKETING	25.00
THOMPSON TRUCK & TRAILER	PARTS	137.70
TIPTON ELECTRIC MOTORS	UPS CHARGES & WASHER RENTAL	106.05
TREASURER, STATE OF IOWA	STATE WITHHOLDING	2931.00
ULINE	YARD WASTE BAGS	4673.28
VESTIS	BLDG MAINT SUPPLIES	630.54
WENDLING QUARRIES INC	2.18 TN STATE MACADAM	35.43
WILNAT INC/KGM	GAS METER SUPPLIES	1628.70
WINDSTREAM	MONTHLY SERVICES	1108.65
WING PC	MEDICAL DIRECTOR	500.00
WRIGHT LAWN CARE	CONTRACT PAY MAY 2024	358.33
** TOTAL **		218079.57
FUND TOTALS		
001 GENERAL GOVERNMENT		58225.41
110 ROAD USE TAX FUND		6188.33
160 ECONOMIC/INDUSTRIAL DEV		12500.00
190 P S SHARE FUND		1000.00
319 INDUSTRIAL FEEDER PROJECT		5878.06

600 WATER OPERATING	3901.26
610 WASTEWATER/AKA SEWER REV	2591.30
630 ELECTRIC OPERATING	64838.98
640 GAS OPERATING	4770.47
660 AIRPORT OPERATING	713.89
670 GARBAGE COLLECTION	9500.21
740 STORM WATER	141.08
810 CENTRAL GARAGE	3006.01
835 ADMINISTRATIVE SERVICES	20866.19
860 PAYROLL ACCOUNT	23958.38
GRAND TOTAL	218079.57

Payroll Amount for April 2024 \$183,787.40

City Business:

1. Tipton Building Structural Examination—509/511 Cedar Street

Motion by Johnston, second by Paustian to require 30 days for shoring of the roof and an additional 30 days for an engineering plan to be in place. Following the roll call vote the motion passed unanimously.

2. Resolution No. 050624C: Resolution approving the payment to Sheets Design Build for the James Kennedy Family Aquatic Center Renovation Project

Motion by Paustian, second by Helm to approve Resolution No. 060524C, the resolution approving the payment to Sheets Design Build for the James Kennedy Family Aquatic Center Renovation Project. Following the roll call vote the motion passed unanimously.

3. 657A properties and similar properties of interest.

It is the consensus of the council to have Attorney Doug Herman proceed in the best interest of the city regarding the properties.

4. Resolution No. 050624A: Resolution adopting a policy for the investment of public funds.

Motion by Cummins, second by Johnston to approve Resolution No. 050624A, the resolution adopting a policy for the investment of public funds. Following the roll call vote the motion passed unanimously.

5. Resolution No. 050624B: Resolution setting the time and place for a public hearing for the purpose of soliciting written and oral comments on the city's proposed Fiscal Year 2023-2024 Budget Amendment

Motion by Cummins, second by Welker to approve Resolution No. 050624B, the resolution setting Monday, May 20th at 5:30 p.m. for a public hearing for the purpose of soliciting written and oral comments on the city's proposed Fiscal Year 2023-2024 Budget Amendment. Following the roll call vote the motion passed unanimously.

6. Resolution No. 050624D: Resolution awarding competitive quote for the Tipton Terminal Rehabilitation Project 2024

Motion by Paustian, second by Cummins to approve Resolution No. 050624D, the resolution awarding competitive quote for the Tipton Terminal Rehabilitation Project 2024. Following the roll call vote the motion passed unanimously.

7. Directional signs for downtown street construction project.

It is the consensus of the council to get the directional signs ordered and then approve at the next council meeting.

Adjourn:

With no further business to come before the council a motion to adjourn was made by Johnston, second by Paustian. Following the roll call vote the motion passed unanimously.

Meeting adjourned at 6:05 p.m.

Mayor _____

Attest: _____
City Clerk

City of Tipton
MTD Treasurers Report
As of April 30, 2024

FUND	BEGINNING CASH BALANCE	M-T-D REVENUES	AIR NET CHANGE	M-T-D EXPENSES	A/P CHANGE	ENDING CASH BALANCE	Y-T-D INVESTMENTS	BALANCE WITH INVESTMENTS
001-GENERAL GOVERNMENT	565,228.05	643,497.73	5,025.99	243,625.35	0	960,074.44	322,581.70	1,282,656.14
110-ROAD USE TAX FUND	524,978.01	49,269.68	2,258.05	13,387.25	0	558,602.39	141,151.80	699,754.19
112-TRUST AND AGENCY FUND	-46,001.85	216,981.42	0	47,602.92	0	123,376.65	0	123,376.65
119-Emergency Fund	-231.27	12,725.23	0	2,655.42	0	9,838.54	0	9,838.54
121-LOCAL OPTION TAX	377,473.14	30,651.92	0	31,387.18	0	376,737.88	0	376,737.88
125-TIF SPECIAL REVENUE FUND	-104,113.68	89,090.88	1,775.89	19,697.59	0	-36,496.28	84,602.24	48,105.96
160-ECONOMIC/INDUSTRIAL DEVEL	172,362.56	10,329.26	0	132,500.00	0	50,191.82	13,859.12	64,050.94
168-AQUATIC CENTER CAMPAIGN F	-576,279.12	0	0	0	0	-576,279.12	0	-576,279.12
189-LIBRARY TRUST FUND	26,037.26	214.99	0	0	0	26,252.25	0	26,252.25
190-P S SHARE FUND	49,338.60	400.88	0	1,000.00	0	48,739.48	0	48,739.48
192-FIRE ENTERPRISE TRUST	224,283.90	294.41	0	5,465.51	0	219,112.80	0	219,112.80
203-06 ELECTRIC SUBSTATION RE	682,190.76	19,935.07	0	0	0	702,125.83	0	702,125.83
208-WW/SEWER REVENUE BOND SIN	365,619.85	34,903.83	0	0	0	400,523.68	0	400,523.68
214-GO CP BONDS SERIES 2011A	2,576.93	0	0	0	0	2,576.93	0	2,576.93
216-GO CP BONDS SERIES 2011B	25,517.87	2,650.77	0	0	0	28,168.64	0	28,168.64
220-GO BONDS 2013 DEBT SRVC	1,985.57	0	0	0	0	1,985.57	0	1,985.57
222-GO BOND 2015 DEBT SERVICE	154,495.57	25,710.85	0	0	0	180,206.42	0	180,206.42
224-GO BOND DEBT SERVICE	109,745.58	61,119.73	0	0	0	170,865.31	0	170,865.31
226-GO BOND SERIES 2021	151,710.37	76,279.92	0	0	0	227,990.29	0	227,990.29
228-GO BOND SERIES 2023	354,426.24	23,384.98	0	0	0	377,811.22	0	377,811.22
316-GO CP 2021 CP	-13,898.50	0	0	0	0	-13,898.50	0	-13,898.50
317-GO CP 2023	1,774,059.31	2,335.44	0	38,249.45	0	1,738,145.30	0	1,738,145.30
318-ARPA 2021	357,374.37	0	0	0	0	357,374.37	0	357,374.37
319-INDUSTRIAL FEEDER PROJECT	733,470.88	0	0	25,787.49	0	707,683.39	0	707,683.39
500-CEMETERY TRUST FUND	14,550.00	4,524.83	4,524.83	0	0	14,550.00	109,581.32	124,131.32
600-WATER OPERATING	841,878.36	59,107.11	0	34,282.33	0	866,703.14	0	866,703.14
610-WASTEWATER/AVA SEWER REVE	265,941.28	79,219.32	0	67,143.21	0	278,017.39	227,043.42	505,060.81
630-ELECTRIC OPERATING	161,339.82	334,118.55	300	375,060.33	0	120,098.04	348,638.65	468,736.69
631-ELECTRIC DEVELOPMENT	9,206.83	12.39	0	0	0	9,219.22	0	9,219.22
632-ELECTRIC RENEWAL/REPLACEM	401,958.16	540.81	0	0	0	402,498.97	0	402,498.97
633-ELECTRIC RESERVE	291,370.36	392.02	0	0	0	291,762.38	148,500.83	440,263.21
634-ELECTRIC BOND/INT RESERVE	118,163.77	3,796.36	3,637.38	0	0	118,322.75	175,278.50	293,601.25
640-GAS OPERATING	241,863.70	347,158.20	0	227,979.26	0	361,042.64	0	361,042.64
641-GAS D.E.I.	5,697.05	7.67	0	0	0	5,704.72	11,268.76	16,973.48
660-AIRPORT OPERATING	74,242.79	2,824.52	0	2,187.88	0	74,879.43	0	74,879.43
670-GARBAGE COLLECTION	132,079.60	52,909.63	0	42,959.96	0	142,029.27	0	142,029.27
740-STORM WATER	334,407.08	10,187.56	0	6,199.44	0	338,395.20	0	338,395.20
810-CENTRAL GARAGE	127,715.78	35,904.45	0	16,736.65	0	146,883.58	0	146,883.58
820-PF HEALTH INSURANCE	62,315.18	9,123.26	0	8,184.12	0	63,254.32	0	63,254.32
835-ADMINISTRATIVE SERVICES	92,541.19	29,064.89	0	35,549.64	0	86,056.44	0	86,056.44
860-PAYROLL ACCOUNT	1,269.72	0	0	0	-129.57	1,140.15	0	1,140.15
950-ELECTRIC METER DEPOSITS	-80.59	905.54	0	425	0	399.95	11,268.76	11,668.71
951-WATER METER DEPOSITS	1,583.77	272	0	365	0	1,490.77	0	1,490.77
952-GAS METER DEPOSITS	8,529.26	285.87	0	725	0	8,090.13	0	8,090.13
GRAND TOTAL	9,098,923.51	2,270,131.97	17,522.14	1,379,155.88	-129.57	9,972,247.79	1,593,775.10	11,566,022.89

Ending Cash Bal	9,972,247.79
O/S Deposits	-9,671.47
O/S Checks	164,578.44
CC Cleared	0.00
CC Outstanding	4,030.04
Bank Balance	10,131,184.80

CITY OF TIPTON
FUND BALANCE REPORT
AS OF: APRIL 30TH, 2024

	BEGINNING FUND BALANCE	YTD REVENUES	YTD EXPENSES	ENDING FUND BALANCE
001-GENERAL GOVERNMENT	411,648.02CR	2,947,680.71CR	2,409,166.21	950,162.52CR
110-ROAD USE TAX FUND	362,317.18CR	473,799.41CR	136,362.40	699,754.19CR
112-TRUST AND AGENCY FUND	45,847.70CR	553,558.11CR	476,029.16	123,376.65CR
119-Emergency Fund	3,737.01CR	32,655.69CR	26,554.16	9,838.54CR
121-LOCAL OPTION TAX	370,761.96CR	346,172.83CR	340,196.91	376,737.88CR
125-TIF SPECIAL REVENUE FUND	153,329.97CR	251,739.28CR	356,963.29	48,105.96CR
160-ECONOMIC/INDUSTRIAL DEVEL	150,223.40CR	130,038.21CR	216,210.67	64,050.94CR
168-AQUATIC CENTER CAMPAIGN F	576,279.12	0.00	0.00	576,279.12
189-LIBRARY TRUST FUND	16,508.95CR	9,743.30CR	0.00	26,252.25CR
190-P S SHARE FUND	44,328.74CR	5,410.74CR	1,000.00	48,739.48CR
192-FIRE ENTERPRISE TRUST	202,414.50CR	71,353.40CR	54,655.10	219,112.80CR
203-06 ELECTRIC SUBSTATION RE	518,726.37CR	197,349.46CR	13,950.00	702,125.83CR
208-WW/SEWER REVENUE BOND SIN	132,879.72CR	347,082.96CR	79,439.00	400,523.68CR
208-WW/SEWER REVENUE BOND SIN	132,879.72CR	347,082.96CR	79,439.00	400,523.68CR
214-GO CP BONDS SERIES 2011A	1,049.52CR	1,527.41CR	0.00	2,576.93CR
216-GO CP BONDS SERIES 2011B	2,518.59CR	26,327.55CR	677.50	28,168.64CR
220-GO BONDS 2013 DEBT SRVC	1,763.40CR	222.17CR	0.00	1,985.57CR
222-GO BOND 2015 DEBT SERVICE	88,201.93CR	96,754.49CR	4,750.00	180,206.42CR
224-GO BOND DEBT SERVICE	29,532.35CR	156,134.21CR	14,801.25	170,865.31CR
226-GO BOND SERIES 2021	519.03CR	237,951.26CR	10,480.00	227,990.29CR
228-GO BOND SERIES 2023	218,440.00CR	231,284.56CR	71,913.34	377,811.22CR
316-GO 2021 CP	0.00	0.00	13,898.50	13,898.50
317-GO CP 2023	3,226,510.60CR	1,744,831.08CR	3,233,196.38	1,738,145.30CR
318-ARPA 2021	479,202.24CR	3,970.63CR	125,798.50	357,374.37CR
319-INDUSTRIAL FEEDER PROJECT	646,955.20	1,499,942.30CR	145,303.71	707,683.39CR
500-CEMETERY TRUST FUND	118,556.49CR	5,574.83CR	0.00	124,131.32CR
600-WATER OPERATING	682,718.91CR	575,388.82CR	391,404.62	866,703.11CR
610-WASTEWATER/AKA SEWER REVE	476,747.64CR	715,116.65CR	686,803.25	505,061.04CR
630-ELECTRIC OPERATING	398,752.66CR	4,187,698.00CR	4,117,899.44	468,551.22CR
631-ELECTRIC DEVELOPMENT	9,109.04CR	110.18CR	0.00	9,219.22CR
632-ELECTRIC RENEWAL/REPLACEM	397,688.71CR	4,810.26CR	0.00	402,498.97CR
633-ELECTRIC RESERVE	434,990.87CR	5,272.34CR	0.00	440,263.21CR
634-ELECTRIC BOND/INT RESERVE	284,774.61CR	8,826.64CR	0.00	293,601.25CR
640-GAS OPERATING	255,416.27CR	1,776,635.15CR	1,671,008.80	361,042.62CR
641-GAS D.E.I.	16,727.73CR	245.75CR	0.00	16,973.48CR
660-AIRPORT OPERATING	77,599.90CR	45,417.67CR	48,138.14	74,879.43CR
670-GARBAGE COLLECTION	134,476.70CR	509,301.43CR	501,748.56	142,029.57CR
740-STORM WATER	317,653.67CR	90,623.28CR	69,881.75	338,395.20CR
810-CENTRAL GARAGE	28,309.85CR	383,208.61CR	264,634.88	146,883.58CR
820-PSF HEALTH INSURANCE	65,714.83CR	79,521.80CR	81,982.31	63,254.32CR
835-ADMINISTRATIVE SERVICES	2,768.42CR	424,500.45CR	341,212.43	86,056.44CR
860-PAYROLL ACCOUNT	1,305.19CR	0.00	0.00	1,305.19CR
950-ELECTRIC METER DEPOSITS	13,563.27CR	7,785.44CR	9,680.00	11,668.71CR
951-WATER METER DEPOSITS	3,104.38CR	3,226.39CR	4,840.00	1,490.77CR
952-GAS METER DEPOSITS	10,019.42CR	4,540.71CR	6,470.00	8,090.13CR
GRAND TOTAL FUND BALANCE	9,100,105.14CR	18,540,417.12CR	16,006,489.26	11,634,033.00CR

*** END OF REPORT ***

CITY OF TIPTON
 REVENUE AND EXPENDITURES REPORT (UNAUDITED)
 AS OF: APRIL 30TH, 2024

% OF YEAR COMPLETED: 83.33

	PRIOR YEAR BUDGET	PRIOR YEAR Y-T-D	CURRENT BUDGET	CURRENT PERIOD	CURRENT YTD ACTUAL	BUDGET BALANCE	% OF BUDGET
<u>001-GENERAL GOVERNMENT</u>							
TOTAL REVENUE	3,363,914.91	2,987,131.99	3,279,873.60	643,497.73	2,947,680.71	332,192.89	89.87
TOTAL EXPENDITURES	<u>3,434,668.93</u>	<u>2,708,278.66</u>	<u>3,414,373.81</u>	<u>243,625.35</u>	<u>2,409,166.21</u>	<u>1,005,207.60</u>	<u>70.56</u>
REVENUES OVER/(UNDER) EXPENDITURES	(70,754.02)	278,853.33	(134,500.21)	399,872.38	538,514.50	(673,014.71)	400.38-
<u>110-ROAD USE TAX FUND</u>							
TOTAL REVENUE	400,760.15	347,771.35	531,862.19	49,269.68	473,799.41	58,062.78	89.08
TOTAL EXPENDITURES	<u>280,014.71</u>	<u>277,884.28</u>	<u>653,193.49</u>	<u>13,387.25</u>	<u>136,362.40</u>	<u>516,831.09</u>	<u>20.88</u>
REVENUES OVER/(UNDER) EXPENDITURES	120,745.44	69,887.07	(121,331.30)	35,882.43	337,437.01	(458,768.31)	278.11-
<u>112-TRUST AND AGENCY FUND</u>							
TOTAL REVENUE	515,085.00	503,387.53	571,235.00	216,981.42	553,558.11	17,676.89	96.91
TOTAL EXPENDITURES	<u>515,085.00</u>	<u>429,237.50</u>	<u>571,235.00</u>	<u>47,602.92</u>	<u>476,029.16</u>	<u>95,205.84</u>	<u>83.33</u>
REVENUES OVER/(UNDER) EXPENDITURES	0.00	74,150.03	0.00	169,378.50	77,528.95	(77,528.95)	0.00
<u>119-Emergency Fund</u>							
TOTAL REVENUE	33,955.00	33,193.05	31,865.00	12,725.23	32,655.69	(790.69)	102.48
TOTAL EXPENDITURES	<u>33,955.00</u>	<u>28,295.84</u>	<u>31,865.00</u>	<u>2,655.42</u>	<u>26,554.16</u>	<u>5,310.84</u>	<u>83.33</u>
REVENUES OVER/(UNDER) EXPENDITURES	0.00	4,897.21	0.00	10,069.81	6,101.53	(6,101.53)	0.00
<u>121-LOCAL OPTION TAX</u>							
TOTAL REVENUE	303,322.00	312,428.09	360,000.00	30,651.92	346,172.83	13,827.17	96.16
TOTAL EXPENDITURES	<u>700,000.00</u>	<u>262,290.97</u>	<u>450,000.00</u>	<u>31,387.18</u>	<u>340,196.91</u>	<u>109,803.09</u>	<u>75.60</u>
REVENUES OVER/(UNDER) EXPENDITURES	(396,678.00)	50,137.12	(90,000.00)	(735.26)	5,975.92	(95,975.92)	6.64-
<u>125-TIF SPECIAL REVENUE FUND</u>							
TOTAL REVENUE	249,251.00	226,286.87	250,902.00	89,090.88	251,739.28	(837.28)	100.33
TOTAL EXPENDITURES	<u>249,251.00</u>	<u>209,156.13</u>	<u>250,902.00</u>	<u>19,697.59</u>	<u>356,963.29</u>	<u>106,061.29</u>	<u>142.27</u>
REVENUES OVER/(UNDER) EXPENDITURES	0.00	17,130.74	0.00	69,393.29	(105,224.01)	105,224.01	0.00
<u>160-ECONOMIC/INDUSTRIAL LEVEL</u>							
TOTAL REVENUE	173,205.00	191,434.07	103,418.00	10,329.26	130,038.21	(26,620.21)	125.74
TOTAL EXPENDITURES	<u>485,945.00</u>	<u>442,265.73</u>	<u>145,000.00</u>	<u>132,500.00</u>	<u>216,210.67</u>	<u>71,210.67</u>	<u>149.11</u>
REVENUES OVER/(UNDER) EXPENDITURES	(312,740.00)	(250,831.66)	(41,582.00)	(122,170.74)	(86,172.46)	44,590.46	207.24
<u>168-AQUATIC CENTER CAMPAIGN F</u>							
<u>189-LIBRARY TRUST FUND</u>							
TOTAL REVENUE	0.00	1,628.58	0.00	214.99	9,743.30	(9,743.30)	0.00
REVENUES OVER/(UNDER) EXPENDITURES	0.00	1,628.58	0.00	214.99	9,743.30	(9,743.30)	0.00

CITY OF TIPTON
 REVENUE AND EXPENDITURES REPORT (UNAUDITED)
 AS OF: APRIL 30TH, 2024

% OF YEAR COMPLETED: 83.33

	PRIOR YEAR BUDGET	PRIOR YEAR Y-T-D	CURRENT BUDGET	CURRENT PERIOD	CURRENT YTD ACTUAL	BUDGET BALANCE	% OF BUDGET
190-P S SHARE FUND							
TOTAL REVENUE	2,000.00	4,175.71	2,000.00	400.88	5,410.74 (3,410.74)	270.54
TOTAL EXPENDITURES	2,000.00	1,000.00	2,000.00	1,000.00	1,000.00	1,000.00	50.00
REVENUES OVER/(UNDER) EXPENDITURES	0.00	3,175.71	0.00	(599.12)	4,410.74 (4,410.74)	0.00
192-FIRE ENTERPRISE TRUST							
TOTAL REVENUE	102,269.04	71,792.78	105,054.00	294.41	71,353.40	33,700.60	67.92
TOTAL EXPENDITURES	86,137.00	71,780.84	65,587.00	5,465.51	54,655.10	10,931.90	83.33
REVENUES OVER/(UNDER) EXPENDITURES	16,132.04	11.94	39,467.00	(5,171.10)	16,698.30	22,768.70	42.31
202-ELECTRIC REVENUE BONDS							
TOTAL REVENUE	0.00	2,199.42	0.00	0.00	0.00	0.00	0.00
REVENUES OVER/(UNDER) EXPENDITURES	0.00	2,199.42	0.00	0.00	0.00	0.00	0.00
203-06 ELECTRIC SUBSTATION RE							
TOTAL REVENUE	228,360.00	197,332.18	227,900.00	19,935.07	197,349.46	30,550.54	86.59
TOTAL EXPENDITURES	228,360.00	16,680.00	227,900.00	0.00	13,950.00	213,950.00	6.12
REVENUES OVER/(UNDER) EXPENDITURES	0.00	180,652.18	0.00	19,935.07	183,399.46 (183,399.46)	0.00
208-WW/SEWER REVENUE BOND SIN							
TOTAL REVENUE	419,881.00	352,957.80	412,388.00	34,903.83	347,082.96	65,305.04	84.16
TOTAL EXPENDITURES	419,881.00	81,651.50	412,388.00	0.00	79,439.00	332,949.00	19.26
REVENUES OVER/(UNDER) EXPENDITURES	0.00	271,306.30	0.00	34,903.83	267,643.96 (267,643.96)	0.00
208-WW/SEWER REVENUE BOND SIN							
TOTAL REVENUE	419,881.00	352,957.80	412,388.00	34,903.83	347,082.96	65,305.04	84.16
TOTAL EXPENDITURES	419,881.00	81,651.50	412,388.00	0.00	79,439.00	332,949.00	19.26
REVENUES OVER/(UNDER) EXPENDITURES	0.00	271,306.30	0.00	34,903.83	267,643.96 (267,643.96)	0.00
214-GO CP BONDS SERIES 2011A							
TOTAL REVENUE	222,380.00	198,083.51	0.00	0.00	1,527.41 (1,527.41)	0.00
TOTAL EXPENDITURES	222,380.00	3,690.00	0.00	0.00	0.00	0.00	0.00
REVENUES OVER/(UNDER) EXPENDITURES	0.00	194,393.51	0.00	0.00	1,527.41 (1,527.41)	0.00
216-GO CP BONDS SERIES 2011B							
TOTAL REVENUE	32,210.00	27,020.88	31,355.00	2,650.77	26,327.55	5,027.45	83.97
TOTAL EXPENDITURES	32,210.00	1,105.00	31,355.00	0.00	677.50	30,677.50	2.16
REVENUES OVER/(UNDER) EXPENDITURES	0.00	25,915.88	0.00	2,650.77	25,650.05 (25,650.05)	0.00
220-GO BONDS 2013 DEBT SRVC							
TOTAL REVENUE	97,210.00	81,497.36	0.00	0.00	222.17 (222.17)	0.00
TOTAL EXPENDITURES	97,210.00	1,105.00	0.00	0.00	0.00	0.00	0.00
REVENUES OVER/(UNDER) EXPENDITURES	0.00	80,392.36	0.00	0.00	222.17 (222.17)	0.00

CITY OF TIPTON
 REVENUE AND EXPENDITURES REPORT (UNAUDITED)
 AS OF: APRIL 30TH, 2024

% OF YEAR COMPLETED: 83.33

	PRIOR YEAR BUDGET	PRIOR YEAR Y-T-D	CURRENT BUDGET	CURRENT PERIOD	CURRENT YTD ACTUAL	BUDGET BALANCE	% OF BUDGET
<u>222-GO BOND 2015 DEBT SERVICE</u>							
TOTAL REVENUE	106,877.00	98,453.16	104,502.00	25,710.85	96,754.49	7,747.51	92.59
TOTAL EXPENDITURES	<u>106,877.00</u>	<u>5,937.50</u>	<u>104,502.00</u>	<u>0.00</u>	<u>4,750.00</u>	<u>99,752.00</u>	<u>4.55</u>
REVENUES OVER/(UNDER) EXPENDITURES	0.00	92,515.66	0.00	25,710.85	92,004.49	(92,004.49)	0.00
<u>224-GO BOND DEBT SERVICE</u>							
TOTAL REVENUE	178,952.50	166,810.52	179,603.00	61,119.73	136,134.21	23,468.79	86.93
TOTAL EXPENDITURES	<u>178,952.50</u>	<u>16,976.25</u>	<u>179,603.00</u>	<u>0.00</u>	<u>14,801.25</u>	<u>164,801.75</u>	<u>8.24</u>
REVENUES OVER/(UNDER) EXPENDITURES	0.00	149,834.27	0.00	61,119.73	141,332.96	(141,332.96)	0.00
<u>226-GO BOND SERIES 2021</u>							
TOTAL REVENUE	247,859.00	232,800.67	235,361.00	76,279.92	237,951.26	(2,590.26)	101.10
TOTAL EXPENDITURES	<u>232,460.00</u>	<u>11,530.00</u>	<u>235,361.00</u>	<u>0.00</u>	<u>10,480.00</u>	<u>224,881.00</u>	<u>4.45</u>
REVENUES OVER/(UNDER) EXPENDITURES	15,399.00	221,270.67	0.00	76,279.92	227,471.26	(227,471.26)	0.00
<u>228-GO BOND SERIES 2023</u>							
TOTAL REVENUE	0.00	0.00	274,528.00	23,384.98	231,284.56	43,243.44	84.25
TOTAL EXPENDITURES	<u>0.00</u>	<u>0.00</u>	<u>274,528.00</u>	<u>0.00</u>	<u>71,913.34</u>	<u>202,614.66</u>	<u>26.20</u>
REVENUES OVER/(UNDER) EXPENDITURES	0.00	0.00	0.00	23,384.98	159,371.22	(159,371.22)	0.00
<u>316-GO 2021 CP</u>							
TOTAL REVENUE	9,711.00	10,375.47	0.00	0.00	0.00	0.00	0.00
TOTAL EXPENDITURES	<u>1,156,444.00</u>	<u>529,972.31</u>	<u>475,057.00</u>	<u>0.00</u>	<u>13,898.50</u>	<u>461,158.50</u>	<u>2.93</u>
REVENUES OVER/(UNDER) EXPENDITURES	(1,146,733.00)	(519,596.84)	(475,057.00)	0.00	(13,898.50)	(461,158.50)	2.93
<u>317-GO CP 2023</u>							
TOTAL REVENUE	4,598,318.00	0.00	6,418,088.00	2,335.44	1,744,831.08	4,673,256.92	27.19
TOTAL EXPENDITURES	<u>2,073,188.00</u>	<u>452,726.41</u>	<u>6,418,088.00</u>	<u>38,249.45</u>	<u>3,233,196.38</u>	<u>3,184,891.62</u>	<u>50.38</u>
REVENUES OVER/(UNDER) EXPENDITURES	2,525,130.00	(452,726.41)	0.00	(35,914.01)	(1,488,365.30)	1,488,365.30	0.00
<u>318-ARPA 2021</u>							
TOTAL REVENUE	240,956.00	246,356.78	0.00	0.00	3,970.63	(3,970.63)	0.00
TOTAL EXPENDITURES	<u>481,912.00</u>	<u>0.00</u>	<u>481,912.00</u>	<u>0.00</u>	<u>125,798.50</u>	<u>356,113.50</u>	<u>26.10</u>
REVENUES OVER/(UNDER) EXPENDITURES	(240,956.00)	246,356.78	(481,912.00)	0.00	(121,827.87)	(360,084.13)	25.28
<u>319-INDUSTRIAL FEEDER PROJECT</u>							
TOTAL REVENUE	0.00	0.00	0.00	0.00	1,499,942.30	(1,499,942.30)	0.00
TOTAL EXPENDITURES	<u>700,000.00</u>	<u>632,464.19</u>	<u>0.00</u>	<u>25,787.49</u>	<u>145,303.71</u>	<u>145,303.71</u>	<u>0.00</u>
REVENUES OVER/(UNDER) EXPENDITURES	(700,000.00)	(632,464.19)	0.00	(25,787.49)	1,354,638.59	(1,354,638.59)	0.00
<u>500-CEMETERY TRUST FUND</u>							
TOTAL REVENUE	0.00	1,768.97	0.00	4,524.83	5,574.83	(5,574.83)	0.00
REVENUES OVER/(UNDER) EXPENDITURES	0.00	1,768.97	0.00	4,524.83	5,574.83	(5,574.83)	0.00

CITY OF TIPTON
 REVENUE AND EXPENDITURES REPORT (UNAUDITED)
 AS OF: APRIL 30TH, 2024

% OF YEAR COMPLETED: 83.33

	PRIOR YEAR BUDGET	PRIOR YEAR Y-T-D	CURRENT BUDGET	CURRENT PERIOD	CURRENT YTD ACTUAL	BUDGET BALANCE	% OF BUDGET
600-WATER OPERATING							
TOTAL REVENUE	854,902.00	719,376.79	661,800.00	59,107.11	575,388.82	86,411.18	86.94
TOTAL EXPENDITURES	854,902.00	615,610.63	661,799.95	34,282.33	391,404.62	270,395.33	59.14
REVENUES OVER/(UNDER) EXPENDITURES	0.00	103,766.16	0.05	24,824.78	183,984.20	183,984.15	8,400.00
610-WASTEWATER/AKA SEWER REVE							
TOTAL REVENUE	826,522.00	692,112.05	803,965.00	79,219.32	715,116.65	86,848.35	88.95
TOTAL EXPENDITURES	821,438.00	685,132.25	877,760.78	67,143.21	686,803.25	190,957.53	78.24
REVENUES OVER/(UNDER) EXPENDITURES	5,084.00	6,979.80	(73,795.78)	12,076.11	28,313.40	102,109.18	38.37-
630-ELECTRIC OPERATING							
TOTAL REVENUE	5,088,479.40	4,446,869.99	4,969,027.59	334,118.55	4,187,698.00	781,329.59	84.28
TOTAL EXPENDITURES	5,088,478.87	4,698,070.10	5,083,753.90	375,060.33	4,117,899.44	965,854.46	81.00
REVENUES OVER/(UNDER) EXPENDITURES	0.53	(251,200.11)	(114,726.31)	(40,941.78)	69,798.56	184,524.87	60.84-
631-ELECTRIC DEVELOPMENT							
TOTAL REVENUE	0.00	105.69	0.00	12.39	110.18	(110.18)	0.00
REVENUES OVER/(UNDER) EXPENDITURES	0.00	105.69	0.00	12.39	110.18	110.18	0.00
632-ELECTRIC RENEWAL/REPLACEM							
TOTAL REVENUE	0.00	4,614.34	0.00	540.81	4,810.26	(4,810.26)	0.00
REVENUES OVER/(UNDER) EXPENDITURES	0.00	4,614.34	0.00	540.81	4,810.26	4,810.26	0.00
633-ELECTRIC RESERVE							
TOTAL REVENUE	0.00	3,909.66	0.00	392.02	5,272.34	(5,272.34)	0.00
REVENUES OVER/(UNDER) EXPENDITURES	0.00	3,909.66	0.00	392.02	5,272.34	5,272.34	0.00
634-ELECTRIC BOND/INT RESERVE							
TOTAL REVENUE	0.00	2,024.60	0.00	3,796.36	8,826.64	(8,826.64)	0.00
REVENUES OVER/(UNDER) EXPENDITURES	0.00	2,024.60	0.00	3,796.36	8,826.64	8,826.64	0.00
640-GAS OPERATING							
TOTAL REVENUE	1,816,035.00	1,936,780.18	1,929,817.00	347,158.20	1,776,635.15	153,181.85	92.06
TOTAL EXPENDITURES	1,816,035.00	1,947,004.81	1,929,816.58	227,979.26	1,671,008.80	258,807.78	86.59
REVENUES OVER/(UNDER) EXPENDITURES	0.00	(10,224.63)	0.42	119,178.94	105,626.35	105,625.93	9,130.95
641-GAS D.E.I.							
TOTAL REVENUE	0.00	81.72	0.00	7.67	245.75	(245.75)	0.00
REVENUES OVER/(UNDER) EXPENDITURES	0.00	81.72	0.00	7.67	245.75	245.75	0.00
642-GAS RESERVE							

CITY OF TIPTON
 REVENUE AND EXPENDITURES REPORT (UNAUDITED)
 AS OF: APRIL 30TH, 2024

% OF YEAR COMPLETED: 83.33

	PRIOR YEAR BUDGET	PRIOR YEAR Y-T-D	CURRENT BUDGET	CURRENT PERIOD	CURRENT YTD ACTUAL	BUDGET BALANCE	% OF BUDGET
<u>660-AIRPORT OPERATING</u>							
TOTAL REVENUE	452,695.00	201,279.54	53,821.01	2,824.52	45,417.67	8,403.34	84.39
TOTAL EXPENDITURES	<u>509,296.80</u>	<u>53,428.58</u>	<u>53,821.22</u>	<u>2,187.88</u>	<u>48,138.14</u>	<u>5,683.08</u>	<u>89.44</u>
REVENUES OVER/(UNDER) EXPENDITURES	(56,601.80)	147,850.96	(0.21)	636.64	(2,720.47)	2,720.26	5,461.90
<u>670-GARBAGE COLLECTION</u>							
TOTAL REVENUE	607,508.00	511,964.45	611,000.00	52,909.63	509,301.43	101,698.57	83.36
TOTAL EXPENDITURES	<u>607,508.32</u>	<u>549,543.97</u>	<u>611,000.09</u>	<u>42,959.96</u>	<u>501,748.56</u>	<u>109,251.53</u>	<u>82.12</u>
REVENUES OVER/(UNDER) EXPENDITURES	(0.32)	(37,579.52)	(0.09)	9,949.67	7,552.87	(7,552.96)	2,077.78-
<u>740-STORM WATER</u>							
TOTAL REVENUE	106,118.00	88,268.16	103,000.00	10,187.56	90,623.28	12,376.72	87.98
TOTAL EXPENDITURES	<u>106,118.00</u>	<u>26,369.51</u>	<u>169,000.17</u>	<u>6,199.44</u>	<u>69,881.75</u>	<u>99,118.42</u>	<u>41.35</u>
REVENUES OVER/(UNDER) EXPENDITURES	0.00	61,898.65	(66,000.17)	3,988.12	20,741.53	(86,741.70)	31.43-
<u>810-CENTRAL GARAGE</u>							
TOTAL REVENUE	457,635.98	352,550.01	433,068.61	35,904.45	383,208.61	49,860.00	88.49
TOTAL EXPENDITURES	<u>458,445.98</u>	<u>350,387.11</u>	<u>428,068.25</u>	<u>16,736.65</u>	<u>264,634.88</u>	<u>163,433.37</u>	<u>61.82</u>
REVENUES OVER/(UNDER) EXPENDITURES	(810.00)	2,162.90	5,000.36	19,167.80	118,573.73	(113,573.37)	2,371.30
<u>820-PSF HEALTH INSURANCE</u>							
TOTAL REVENUE	115,012.00	96,137.78	91,500.00	9,123.26	79,521.80	11,978.20	86.91
TOTAL EXPENDITURES	<u>115,012.00</u>	<u>91,182.12</u>	<u>91,500.00</u>	<u>8,184.12</u>	<u>81,982.31</u>	<u>9,517.69</u>	<u>89.60</u>
REVENUES OVER/(UNDER) EXPENDITURES	0.00	4,955.66	0.00	939.14	(2,460.51)	2,460.51	0.00
<u>835-ADMINISTRATIVE SERVICES</u>							
TOTAL REVENUE	377,851.16	330,356.34	416,385.93	29,064.89	424,500.45	(8,114.52)	101.95
TOTAL EXPENDITURES	<u>377,851.16</u>	<u>354,619.53</u>	<u>416,385.93</u>	<u>35,549.64</u>	<u>341,212.43</u>	<u>75,173.50</u>	<u>81.95</u>
REVENUES OVER/(UNDER) EXPENDITURES	0.00	(24,263.19)	0.00	(6,484.75)	83,288.02	(83,288.02)	0.00
<u>860-PAYROLL ACCOUNT</u>							
<u>950-ELECTRIC METER DEPOSITS</u>							
TOTAL REVENUE	12,000.00	11,678.96	11,000.00	905.54	7,785.44	3,214.56	70.78
TOTAL EXPENDITURES	<u>12,000.00</u>	<u>10,185.00</u>	<u>11,000.00</u>	<u>425.00</u>	<u>9,680.00</u>	<u>1,320.00</u>	<u>88.00</u>
REVENUES OVER/(UNDER) EXPENDITURES	0.00	1,493.96	0.00	480.54	(1,894.56)	1,894.56	0.00
<u>951-WATER METER DEPOSITS</u>							
TOTAL REVENUE	5,000.00	4,203.25	4,000.00	272.00	3,226.39	773.61	80.66
TOTAL EXPENDITURES	<u>5,000.00</u>	<u>3,535.00</u>	<u>4,000.00</u>	<u>365.00</u>	<u>4,840.00</u>	<u>(640.00)</u>	<u>121.00</u>
REVENUES OVER/(UNDER) EXPENDITURES	0.00	668.25	0.00	(93.00)	(1,613.61)	1,613.61	0.00

CITY OF TIPTON
 REVENUE AND EXPENDITURES REPORT (UNAUDITED)
 AS OF: APRIL 30TH, 2024

% OF YEAR COMPLETED: 83.33

	PRIOR YEAR BUDGET	PRIOR YEAR Y-T-D	CURRENT BUDGET	CURRENT PERIOD	CURRENT YTD ACTUAL	BUDGET BALANCE	% OF BUDGET
<u>952-GAS METER DEPOSITS</u>							
TOTAL REVENUE	7,000.00	8,742.48	7,000.00	285.87	4,540.71	2,459.29	64.87
TOTAL EXPENDITURES	<u>7,000.00</u>	<u>7,305.00</u>	<u>7,000.00</u>	<u>725.00</u>	<u>6,470.00</u>	<u>530.00</u>	<u>92.43</u>
REVENUES OVER/(UNDER) EXPENDITURES	0.00	1,437.48	0.00	(439.13)	(1,929.29)	1,929.29	0.00
<hr/>							
GRAND TOTAL REVENUES	22,673,116.14	16,058,900.53	23,627,707.93	2,305,035.80	18,540,417.12	5,087,290.81	78.47
GRAND TOTAL EXPENDITURES	<u>22,915,898.27</u>	<u>15,658,053.22</u>	<u>25,182,145.17</u>	<u>1,379,155.98</u>	<u>16,006,489.26</u>	<u>9,175,655.91</u>	<u>63.56</u>
REVENUES OVER/(UNDER) EXPENDITURES	(242,782.13)	400,847.31	(1,554,437.24)	925,879.82	2,533,927.86	(4,088,365.10)	163.01-

*** END OF REPORT ***

Amy Lenz

From: noreply@salesforce.com on behalf of IOWA ABD Licensing Support
<licensingnotification@iowaabd.com>
Sent: Wednesday, May 15, 2024 2:00 PM
To: Amy Lenz
Cc: licensingnotification@iowaabd.com
Subject: Application App-200647 Ready for Review

Hello,

Application Number App-200647 has been set to "Submitted to Local Authority" status and is currently ready for your review.

Corp Name: The Wandering Crowd LLC

DBA: The Wandering Crowd LLC

License Number:

Application Number: App-200647

Tentative Effective Date: 6/8/2024 - *Kickoff Summer Event*

License Type: Special Class C Retail Alcohol License (BW)

Application Type: New

Amendment Type:

Thank you.

APPLICATION FOR LICENSE
CITY OF TIPTON

NUMBER: ET 2024-008 DATE: 4-17-24
NAME OF APPLICANT: Cynthia Flores
NAME OF BUSINESS: The Wandering Crowd LLC
ADDRESS OF BUSINESS: 11140 St. Nicholas Rd
TAX ID: 308402210 PHONE: 800-429-0187
FAX: _____ E-MAIL: Cynthia@thewanderingcrowd.com
FEES: 25.00

As the applicant for this license, Cynthia Flores
I understand that I am to comply with all requirements of the Tipton Municipal Code.
The license is valid from 6-8-24 to 6-8-24

[Signature]
Signature of Applicant(s)

Post in conspicuous place. Nontransferable

**CITY OF TIPTON
LICENSE**

Number: FT-2024-008

License Title: _____

The Wandering Crowd
Name/Business

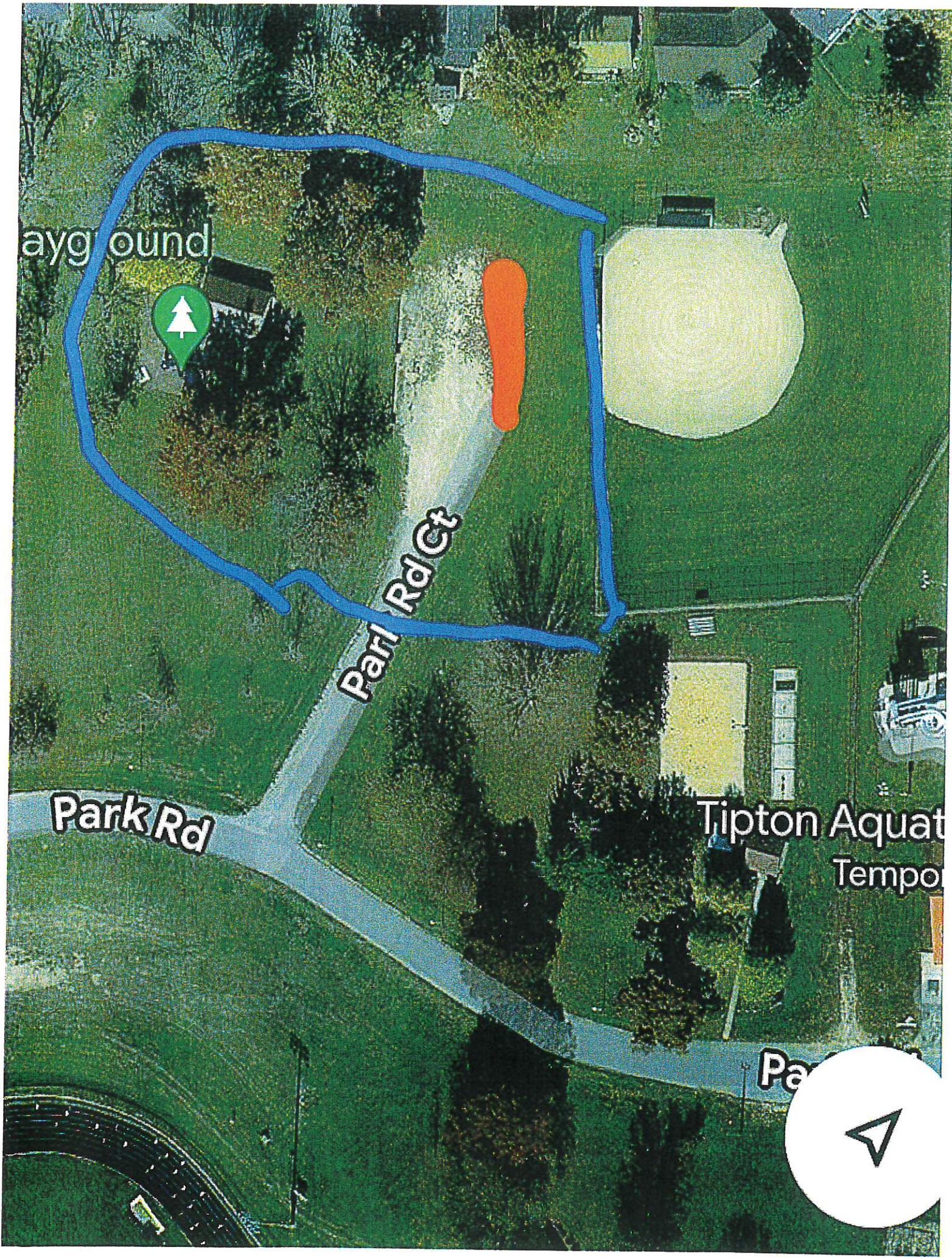
The aforesaid, having deposited the required fee, is hereby granted a license pursuant to the Tipton Municipal Code. This license shall remain in full force from the date of issue until its expiration date, unless cancelled by the City of Tipton for non-compliance within the Tipton Municipal Code.

FEES: 25.00

DATE OF ISSUE: 6-8-24

EXPIRATION DATE: 6-8-24 Kickoff to Summer

[Signature]
Issuing Official



ayground




Parl Rd Ct

Park Rd

Tipton Aquat
Tempo

Pa



Amy Lenz

From: noreply@salesforce.com on behalf of IOWA ABD Licensing Support
<licensingnotification@iowaabd.com>
Sent: Thursday, May 9, 2024 2:06 PM
To: Amy Lenz
Cc: licensingnotification@iowaabd.com
Subject: Application App-200737 Ready for Review

Hello,

Application Number App-200737 has been set to "Submitted to Local Authority" status and is currently ready for your review.

Corp Name: TIPTON CHAMBER OF COMMERCE

DBA: Tipton Chamber of Commerce

License Number:

Application Number: App-200737

Tentative Effective Date: 6/8/2024 (*Kickoff Summer Event*)

License Type: Special Class C Retail Alcohol License (BW)

Application Type: New

Amendment Type:

Thank you.




ayground



Parl Rd Ct

Park Rd

Tipton Aquat
Tempo



AGENDA ITEM

**AGENDA INFORMATION
TIPTON CITY COUNCIL COMMUNICATION**

DATE:	5/20/2024
AGENDA ITEM:	TRIP Program Reimbursement Request
ACTION:	Motion to approve, deny or table.

SYNOPSIS:

Tipton Revitalization Incentive Program (TRIP) Reimbursement request

Applicant: Mark Pooley
Building location: 424 W. 6th Street

Commission corresponded via email (but couldn't legally vote). However, there weren't any objections via email to proceed with granting approval for reimbursement with this project. The Commission is asking the City Council to make final decision regarding this application for TRIP reimbursement in the amount of \$7,500.

Total amount of project: \$15,179.43 for a Commercial Grant. (Mark's application for reimbursement of \$7,500 was approved prior to the new guidelines).

Project Summary:

- Installation of new HVAC system
- New garage doors
- Roof repairs

BUDGET ITEM: 160-5-599-2-64995

RESPONSIBLE DEPARTMENT: Economic Development – Linda Beck

MAYOR/COUNCIL ACTION: Approve, deny, or table.


ATTACHMENTS: Before and after pictures

PREPARED BY: Linda Beck


DATE PREPARED: 5/13/2024

Mark Pooley Before photo

424 W 6th Street



Mark Pooley
424 W. 6th Street after photo



AGENDA ITEM

**AGENDA INFORMATION
TIPTON CITY COUNCIL COMMUNICATION**

DATE:	5/20/2024
AGENDA ITEM:	TRIP Program Request
ACTION:	Motion to approve, deny or table.

SYNOPSIS:

Tipton Revitalization Incentive Program (TRIP) request

Applicant: Ice Cream Overload/Tipton Dairy Queen (Shawn and Kelly Daniels)
Building location: 911 Cedar Street

Commission corresponded via email (but couldn't legally vote). However, there weren't any objections via email to proceed with granting approval with this project. The Commission is asking the City Council to make final decision regarding this application.

Total amount of project: \$15,445.38 for a Commercial Grant. Once project is complete reimbursement amount will be \$5,000.

Project Summary:

- Installation of new roof top HVAC system (air conditioning and heating unit)

BUDGET ITEM: 160-5-599-2-64995

RESPONSIBLE DEPARTMENT: Economic Development – Linda Beck

MAYOR/COUNCIL ACTION: Approve, deny, or table.

ATTACHMENTS:

PREPARED BY: Linda Beck

DATE PREPARED: 5/14/2024

AGENDA ITEM

**AGENDA INFORMATION
TIPTON CITY COUNCIL COMMUNICATION**

DATE:	5/20/2024
AGENDA ITEM:	Mural at City Park on bathroom building wall close to volleyball pits
ACTION:	Motion to approve, deny or table.

SYNOPSIS: On May 24th Christine Boeve and Tipton middle school students would like to paint a mural on the bathroom building by the volleyball pits at the city park. It would be bright summer/beach theme.

Christine painted an interactive mural at the park a few years ago.

There will be no cost from the city for materials or time for this mural.

BUDGET ITEM: None

RESPONSIBLE DEPARTMENT: Economic Development – Linda Beck

MAYOR/COUNCIL ACTION: Motion to approve, deny or table request.

ATTACHMENTS: None

PREPARED BY: Linda Beck

DATE PREPARED: 5/15/2024

CONTRACTOR'S PAYMENT FORM

PREPARED BY: ORIGIN DESIGN

OWNER: CITY OF PERRIS/DVA

CONTRACTOR: TRINITY CONSTRUCTION GROUP

PAGE 1/1

PROJECT: PCC PAVEMENT - REPLACE

ADDRESS: 710 AVENUE PROGRESS DRIVE

PROJECT NO: 128

PROJECT ID: 173381

DATE START DATE: APRIL 17, 2023

PROJECT NO: 10P-032-2020-7-1-16

WORKING DAYS: 280

PROJECT ADDRESS: 8.50 day, CD22 address 2 day, CD4 address 2.5 days

DATE OF PAYMENT: From March 2, 2024 To May 3, 2024

DETAILED ESTIMATE OF CONTRACT WORK COMPLETED TO DATE

AMOUNT OF CONTRACT: \$6,290,189.41

DATE OF PAYMENT: From March 2, 2024 To May 3, 2024

REF. NO.	ITEM CODE	CONTRACT ITEM DESCRIPTION	PARTIC. PAVING	CONTRACT ITEM PARTIC. NON-PARTIC.	UNIT	UNIT COST	PREVIOUS PARTIC. PAVING	PREVIOUS NON-PARTIC. PAVING	THIS PERIOD PARTICIPATING QUANTITY	THIS PERIOD NON-PARTICIPATING QUANTITY	TOTAL TO DATE PARTICIPATING QUANTITY	TOTAL TO DATE NON-PARTICIPATING QUANTITY	TOTAL TO DATE PARTICIPATING AMOUNT	TOTAL TO DATE NON-PARTICIPATING AMOUNT	TOTAL TO DATE PARTICIPATING PERCENT	TOTAL TO DATE NON-PARTICIPATING PERCENT	TOTAL TO DATE PARTICIPATING QUANTITY	TOTAL TO DATE NON-PARTICIPATING QUANTITY	TOTAL TO DATE PARTICIPATING AMOUNT	TOTAL TO DATE NON-PARTICIPATING AMOUNT	TOTAL TO DATE PARTICIPATING PERCENT	TOTAL TO DATE NON-PARTICIPATING PERCENT
0010	2102-2107070	EXCAVATION, CLASS 10, ROADWAY AND BORROW	2092		CY	\$10.50	2092.00		0		2092		\$21,861.00		100%		2092		\$21,861.00		100%	
0020	2102-2710000	EXCAVATION, CLASS 10, WASTE *	9494.6		CY	\$9.00	4115.99		0		4115.99		\$37,043.91		43%		4115.99		\$37,043.91		43%	
0030	2105-6425005	TOPSOIL, FURNISH AND SPREAD	620		CY	\$55.00	378.80		0		378.80		\$20,839.50		61%		378.80		\$20,839.50		61%	
0040	2105-6425015	TOPSOIL, STRIP, SALVAGE AND SPREAD	600		CY	\$9.00	600.00		0		600		\$4,800.00		100%		600		\$4,800.00		100%	
0050	2109-5000100	CONSTRUCTION OF NATURAL SUBGRADE FOR PAVEMENT, BASE COURSE, PAVEMENT WIDENING OR SUBBASE	0.02		MILES	\$80,000.00	0.254		0		0.254		\$20,320.00		41%		0.254		\$20,320.00		41%	
0060	2115-0100000	MODIFIED SUBBASE *	6,661.10		CY	\$45.00	3019.60		0		3019.60		\$135,891.00		44%		3019.60		\$135,891.00		44%	
0070	2125-2450200	SHOULDER FINISHING, EARTH	19.01		STA	\$150.00	13.41		0		13.41		\$2,011.50		71%		13.41		\$2,011.50		71%	
0080	2210-0472900	MACADAM STONE BASE	1390		TON	\$26.00	922.31		0		922.31		\$13,580.06		38%		922.31		\$13,580.06		39%	
0090	2215-0745500	REMOVAL OF CURB	0.32		STA	\$1,000.00	0.22		0		0.22		\$220.00		69%		0.22		\$220.00		69%	
0100	2215-8201065	BASE WIDENING, 6.5 IN. HOT MIX ASPHALT MIXTURE *	377.4		SY	\$75.00	377.40		0		377.4		\$28,305.00		100%		377.4		\$28,305.00		100%	
0110	2214-5145150	PAVEMENT SCRIPIFICATION	10523.7		SY	\$2.60	6033.60		409.4		6443		\$16,107.50		39%		6443		\$16,107.50		39%	
0120	2301-1033000	STANDARD OR SLIP FORM PORTLAND CEMENT CONCRETE PAVEMENT, CLASS C, CLASS 3 DURABILITY, 8 IN. *	2550.5		SY	\$71.50	1218.70		0		1218.7		\$87,137.05		48%		1218.7		\$87,137.05		48%	
0130	2301-1033100	STANDARD OR SLIP FORM PORTLAND CEMENT CONCRETE PAVEMENT, CLASS C, CLASS 3 DURABILITY, 10 IN. *	1430.7		SY	\$90.75	6515.00		0		6515		\$587,978.75		45%		6515		\$587,978.75		45%	
0140	2301-0811222	PORTLAND CEMENT CONCRETE PAVEMENT, SLAB, FES	1		LS	\$3,500.00	0.50		0		0.5		\$1,750.00		50%		0.5		\$1,750.00		50%	
0150	2303-0000100	HOT MIX ASPHALT MIXTURE, COMMERCIAL, MIX (INCLUDES ASPHALT BINDER), AS PER PLAN	99.9		TON	\$275.00	30.60		1		31.6		\$8,690.00		32%		31.6		\$8,690.00		32%	
0160	2303-1135500	HOT MIX ASPHALT STANDARD TRAFFIC, SURFACE COURSE	377.4		SY	\$25.00	377.40		0		377.4		\$9,435.00		100%		377.4		\$9,435.00		100%	
0170	2401-5750001	1/2 IN. MK. NO SPECIAL FRICTION REQUIREMENT *	1		LS	\$10,000.00	0.29		0		0.29		\$4,290.00		43%		0.29		\$4,290.00		43%	
0180	2414-4441100	STEEL PIPE PEDESTAL HAND RAILING	24.4		LF	\$300.00	0.00		0		0		\$0.00		0%		0		\$0.00		0%	
0190	2416-0100042	APRONS, CONCRETE, 42 IN. DIA.	1		EACH	\$4,000.00	24.00		0		24		\$10,800.00		165%		24		\$10,800.00		165%	
0200	2416-1165042	CULVERT, 20000 CONCRETE ENTRANCE PIPE, 42 IN. DIA.	13		LF	\$450.00	0.00		0		0		\$0.00		0%		0		\$0.00		0%	
0210	2435-0130148	MANHOLE, SANITARY SEWER, SW-301, 48 IN.	2		EACH	\$6,000.00	0.00		0		0		\$0.00		0%		0		\$0.00		0%	
0220	2435-0140148	MANHOLE, STORM SEWER, SW-401, 48 IN.	7		EACH	\$8,700.00	5.00		0		5		\$43,500.00		71%		5		\$43,500.00		71%	
0230	2435-0140172	MANHOLE, STORM SEWER, SW-401, 72 IN.	0.50		EACH	\$21,500.00	0.00		0		0		\$0.00		0%		0		\$0.00		0%	
0240	2435-0140300	MANHOLE, STORM SEWER, SW-403, 64 IN.	1		EACH	\$3,500.00	11.80		0		11		\$38,500.00		65%		11		\$38,500.00		65%	
0250	2435-0250100	INTAKE, SW-501	17		EACH	\$9,300.00	3.00		0		3		\$27,900.00		100%		3		\$27,900.00		100%	
0260	2435-0250410	INTAKE, SW-504 MODIFIED	3		EACH	\$6,000.00	0.00		0		0		\$0.00		0%		0		\$0.00		0%	
0270	2435-0400000	EXTERNAL DROP CONNECTION, SW-307	1		EACH	\$1,500.00	0.00		0		0		\$0.00		0%		0		\$0.00		0%	
0280	2435-0600110	INTAKE ADJUSTMENT, MINOR	1		EACH	\$2,500.00	0.00		0		0		\$0.00		0%		0		\$0.00		0%	
0290	2435-0700010	CONNECTION TO EXISTING MANHOLE	1		EACH	\$2,500.00	0.00		0		0		\$0.00		0%		0		\$0.00		0%	
0300	2502-8212034	SUBBRAN, LONGITUDINAL, (SHOULDER) 4 IN. DIA.	16		LF	\$8.50	3514.20		0		3514.2		\$28,870.70		71%		3514.2		\$28,870.70		71%	
0310	2502-8212035	SUBBRAN, LONGITUDINAL, (SHOULDER) 4 IN. DIA.	1		EACH	\$280.00	4.80		0		4		\$1,000.00		25%		4		\$1,000.00		25%	
0320	2502-8212036	SUBBRAN, LONGITUDINAL, (SHOULDER) 4 IN. DIA.	1		EACH	\$350.00	3.00		0		3		\$900.00		300%		3		\$900.00		300%	
0330	2503-0114230	STORM SEWER GRADY TANK, TRENCHED REINFORCED CONCRETE PIPE (RCP), 2000 (CLASS III), 30 IN.	393		LF	\$146.00	0.00		0		0		\$0.00		0%		0		\$0.00		0%	
0340	2503-0114242	STORM SEWER GRADY TANK, TRENCHED REINFORCED CONCRETE PIPE (RCP), 2000 (CLASS III), 42 IN.	460		LF	\$280.00	450.00		0		450		\$107,100.00		98%		450		\$107,100.00		98%	
0350	2503-0114415	STORM SEWER GRADY TANK, TRENCHED REINFORCED CONCRETE PIPE (RCP), 3000 (CLASS IV), 1.5 IN.	98		LF	\$85.00	128.60		0		128.6		\$10,931.00		131%		128.6		\$10,931.00		131%	
0360	2503-0114418	STORM SEWER GRADY TANK, TRENCHED REINFORCED CONCRETE PIPE (RCP), 3000 (CLASS IV), 1.8 IN.	622		LF	\$100.00	272.00		0		272		\$27,200.00		44%		272		\$27,200.00		44%	
SUBTOTAL WORK COMPLETED - Page 1										\$1,228,550	\$0.00	\$1,301,561.97	\$31,021.50	\$1,332,583.47			\$1,332,583.47					

*Indicates this quantity was modified via a change order

CONTRACT WORK COMPLETED - CONTINUED

REF. NO.	ITEM CODE	CONTRACT ITEM DESCRIPTION	PARTIC. PARTIC.	CONTRACT ITEM PARTIC.	UNIT	UNIT COST	PREVIOUS PERIOD PARTIC. PAID	PREVIOUS PERIOD NON-PARTIC. PAID	THIS PERIOD DIVISION 1 QUANTITY	THIS PERIOD DIVISION 1 AMOUNT	THIS PERIOD DIVISION 2 QUANTITY	THIS PERIOD DIVISION 2 AMOUNT	TOTAL TO DATE DIVISION 1		TOTAL TO DATE DIVISION 2		TOTAL TO DATE	
													QUANTITY	AMOUNT	QUANTITY	AMOUNT	QUANTITY	AMOUNT
0370	2503-01-14438	STORM SEWER GRAVITY MAIN, TRENCHED, REINFORCED CONCRETE PIPE (RCP), 30000 CLASS IV, 36 IN.	1094		LF	\$205.00	361.50		0	\$0.00			361.5	\$74,107.50	33%	361.5	\$74,107.50	33%
0390	2503-01-14442	STORM SEWER GRAVITY MAIN, TRENCHED, REINFORCED CONCRETE PIPE (RCP), 30000 CLASS IV, 42 IN.	474		LF	\$295.00	469.00		0	\$0.00			469	\$138,355.00	99%	469	\$138,355.00	99%
0400	2503-02-00031	REMOVE STORM SEWER PIPE, LESS THAN OR EQUAL TO 36 IN. OR EQUAL TO 36 IN. DIA.	1113		LF	\$15.00	1292.10		0	\$0.00			1292.1	\$19,885.50	113%	1292.1	\$19,885.50	113%
0410	2504-02-00015	STORM SEWER ABANDONMENT, FILL AND PLUG, LESS THAN OR EQUAL TO 36 IN. DIA.	580		LF	\$15.00	0.00		0	\$0.00			0	\$0.00	0%	0	\$0.00	0%
0420	2504-01-14101	SANITARY SEWER GRAVITY MAIN, TRENCHED, POLYVINYL CHLORIDE PIPE (PVC), 8 IN.	1370		LF	\$95.00	1147.00		0	\$0.00			1147	\$97,495.00	84%	1147	\$97,495.00	84%
0430	2504-01-14102	SANITARY SEWER GRAVITY MAIN, TRENCHED, POLYVINYL CHLORIDE PIPE (PVC), 10 IN.	437		LF	\$93.00	262.00		0	\$0.00			262	\$24,366.00	60%	262	\$24,366.00	60%
0440	2504-02-00406	SANITARY SEWER SERVICE STUB, POLYVINYL CHLORIDE PIPE (PVC), 6 IN.	291		LF	\$60.00	391.00		0	\$0.00			391	\$23,460.00	134%	391	\$23,460.00	134%
0450	2504-02-00236	REMOVE SANITARY SEWER PIPE, LESS THAN OR EQUAL TO 36 IN.	1152		LF	\$70.00	24.00		0	\$0.00			24	\$1,680.00	2%	24	\$1,680.00	2%
0460	2504-02-00236	SANITARY SEWER ABANDONMENT, FILL AND PLUG, LESS THAN OR EQUAL TO 36 IN. DIA.	926		LF	\$10.00	110.00		0	\$0.00			110	\$1,100.00	13%	110	\$1,100.00	13%
0470	2507-32-00025	ENGINEERING FABRIC	29		SY	\$10.00	677.00		0	\$0.00			677	\$6,770.00	123%	677	\$6,770.00	123%
0480	2507-80-00061	REVEALMENT CLASS E	30		TON	\$65.00	19.80		0	\$0.00			19.8	\$1,980.00	68%	19.8	\$1,980.00	68%
0490	2510-67-50050	REMOVAL OF PAVEMENT	14852.2		SY	\$7.50	33.55		0.0	\$0.00			33.55	\$2,180.75	112%	33.55	\$2,180.75	112%
0500	2510-67-50050	REMOVAL OF INTKES AND UTILITY ACCESSSES			EACH	\$455.00	7920.40		0.0	\$0.00			7920.4	\$59,403.00	54%	7920.4	\$59,403.00	54%
0510	2511-40-02000	RECREATIONAL TRAIL, PORTLAND CEMENT CONCRETE, 6 IN. TRAIL	1218.5		SY	\$73.00	1218.50		0	\$0.00			1218.5	\$89,950.50	100%	1218.5	\$89,950.50	100%
0520	2511-40-10100	SPECIAL COMPACTION OF SUBGRADE FOR RECREATIONAL TRAIL	17.3		STA	\$175.00	17.30		0	\$0.00			17.3	\$3,022.50	100%	17.3	\$3,022.50	100%
0530	2511-67-45000	REMOVAL OF SIDEWALK	4298		SY	\$7.00	1061.80		0	\$0.00			1061.8	\$7,432.60	25%	1061.8	\$7,432.60	25%
0540	2511-75-26004	SIDEWALK, P.C. CONCRETE, 4 IN.	798		SY	\$75.00	461.60		0	\$0.00			461.6	\$34,635.00	58%	461.6	\$34,635.00	58%
0550	2511-75-26005	SIDEWALK, P.C. CONCRETE, 6 IN.	2981.9		SY	\$69.00	10.60		0	\$0.00			10.6	\$934.40	0%	10.6	\$934.40	0%
0560	2511-75-26006	SIDEWALK, P.C. CONCRETE, 6 IN.	4702.7		SY	\$92.00	140.30		0	\$0.00			140.3	\$12,907.60	30%	140.3	\$12,907.60	30%
0570	2511-75-28101	DETECTABLE WARNING	677		SF	\$50.00	443.80		0	\$0.00			443.8	\$22,190.00	61%	443.8	\$22,190.00	51%
0580	2512-17-25256	CURB AND GUTTER, P.C. CONCRETE, 2.5 FT.	32		LF	\$52.00	0.00		0	\$0.00			0	\$0.00	0%	0	\$0.00	0%
0590	2512-18-90000	CURB SPECIAL APP	95		LF	\$120.00	15.80		0	\$0.00			15.8	\$1,896.00	17%	15.8	\$1,896.00	17%
0600	2515-24-75006	DRIVEWAY, P.C. CONCRETE, 6 IN.	53.7		SY	\$177.00	33.00		0	\$0.00			33	\$3,861.00	61%	33	\$3,861.00	61%
0610	2515-24-75007	DRIVEWAY, P.C. CONCRETE, 7 IN.	661.3		SY	\$86.00	407.80		0	\$0.00			407.8	\$35,866.40	62%	407.8	\$35,866.40	62%
0620	2515-67-74600	REMOVAL OF PAVED DRIVEWAY	1124.2		SY	\$8.50	524.40		0	\$0.00			524.4	\$4,457.40	47%	524.4	\$4,457.40	47%
0630	2516-66-25000	COMBINED CONCRETE SIDEWALK AND RETAINING WALL	7.9		CY	\$1,825.00	4.80		3.1	\$5,657.50			7.9	\$14,417.50	100%	7.9	\$14,417.50	100%
0640	2519-33-00600	SAFETY FENCE	80		LF	\$10.00	42.50		0	\$0.00			42.5	\$425.00	53%	42.5	\$425.00	53%
0650	2520-33-00015	FIELD OFFICE	1		LS	\$20,000.00	0.50		0.06	\$1,200.00			0.56	\$11,200.00	56%	0.56	\$11,200.00	56%
0660	2523-00-00100	LIGHTING POLE	28		EACH	\$1,500.00	0.00		0	\$0.00			0	\$0.00	0%	0	\$0.00	0%
0670	2523-00-00310	HANDHOLES AND JUNCTION BOXES	16		EACH	\$1,000.00	8.00		0	\$0.00			8	\$8,000.00	60%	8	\$8,000.00	50%
0680	2527-92-03117	PAVING MATERIAL MARKINGS, DURABLE	167.22		STA	\$275.00	0.00		0	\$0.00			0	\$0.00	0%	0	\$0.00	0%
0700	2527-92-03131	WET RETROREFLECTIVE REMOVABLE TAPE MARKINGS	116.45		STA	\$75.00	79.47		32.20	\$5,635.00			111.67	\$10,592.25	95%	111.67	\$10,592.25	95%
SUBTOTAL WORK COMPLETED - Page 2									\$12,482.50	\$0.00	\$560,872.90	\$162,535.00	\$728,407.90					

CONTRACT WORK COMPLETED - CONTINUED

REF. NO.	ITEM CODE	CONTRACT ITEM DESCRIPTION	PARTIC. PATING	NON-PARTIC. PATING	CONTRACT ITEM UNIT	UNIT COST	PREVIOUS PERIOD PARTIC. PATING	PREVIOUS PERIOD NON-PARTIC. PATING	THIS PERIOD DIVISION 1		THIS PERIOD DIVISION 2		TOTAL TO DATE DIVISION 1		TOTAL TO DATE DIVISION 2		TOTAL TO DATE	
									QUANTITY	AMOUNT	QUANTITY	AMOUNT	QUANTITY	AMOUNT	PERCENT	QUANTITY	AMOUNT	PERCENT
0710	2527-926113	PAINTED SYMBOLS AND LEGENDS DURABLE	2.1		EACH	\$400.00	0.00		0	\$0.00			0	\$0.00	0%	0	\$0.00	0%
0720	2527-926180	PAVEMENT MARKINGS REMOVED	11		STA	\$2,000.00	0.00		1.2	\$2,400.00			2.1	\$4,200.00	100%	2.1	\$4,200.00	100%
0730	2527-927011	GROOVES CUT FOR PAVEMENT MARKINGS	63.39		STA	\$275.00	0.00		0	\$0.00			0	\$0.00	0%	0	\$0.00	0%
0740	2529-2510900	SAFETY CLOSURE	31		EACH	\$200.00	18.00		2.5	\$500.00			20.5	\$4,100.00	66%	20.5	\$4,100.00	66%
0750	2528-800048	TEMPORARY BARRIER RAIL, CONCRETE	2100		LF	\$15.00	0.00		0	\$0.00			0	\$0.00	0%	0	\$0.00	0%
0760	2528-8445110	TRAFFIC CONTROL	1		LS	\$45,000.00	0.50		0.05	\$2,250.00			0.55	\$24,750.00	55%	0.55	\$24,750.00	55%
0770	2529-8445113	FLAGGERS	25		EACH	\$555.00	8.50		8.5	\$4,717.50			8.5	\$4,717.50	34%	8.5	\$4,717.50	34%
0780	2529-9070111	PATCHES, FULL-DEPTH FINISH, BY AREA, 50 FEET OR GREATER IN LENGTH	498.4		SY	\$95.00	48.60		0	\$0.00			48.6	\$4,148.00	10%	48.6	\$4,148.00	10%
0790	2529-9070120	PATCH FULL-DEPTH FINISH BY COUNT	1		EACH	\$1,500.00	1.00		0	\$0.00			1	\$1,500.00	100%	1	\$1,500.00	100%
0800	2535-4920005	MOBILIZATION	1		LS	\$300,000.00	1.00		0	\$0.00			1	\$300,000.00	100%	1	\$300,000.00	100%
0810	2552-0000220	REPLACEMENT OF UNSUITABLE BACKFILL MATERIAL	17120		CY	\$31.00		8560.00	1545.9	\$47,922.90			10105.9	\$313,282.90	99%	1545.9	\$47,922.90	99%
0820	2554-0112004	WATER MAIN, TRENCHED, DUCTILE IRON PIPE (DIP), 4 IN.	15		LF	\$125.00	0.00		0	\$0.00			0	\$0.00	0%	0	\$0.00	0%
0830	2554-0112006	WATER MAIN, TRENCHED, DUCTILE IRON PIPE (DIP), 6 IN.	105		LF	\$90.00	0.00		0	\$0.00			0	\$0.00	0%	0	\$0.00	0%
0840	2554-0112008	WATER MAIN, TRENCHED, DUCTILE IRON PIPE (DIP), 8 IN.	1977		LF	\$100.00	595.00		1100.4	\$110,040.00			1195.4	\$169,540.00	86%	1695.4	\$169,540.00	86%
0850	2554-0112012	WATER MAIN, TRENCHED, POLYVINYL CHLORIDE PIPE (PVC), 12 IN.	31		LF	\$140.00	0.00		0	\$0.00			0	\$0.00	0%	0	\$0.00	0%
0860	2554-0114004	IN, WATER MAIN, TRENCHED, POLYVINYL CHLORIDE PIPE (PVC), 4 IN.	19		LF	\$62.00	0.00		0	\$0.00			0	\$0.00	0%	0	\$0.00	0%
0870	2554-0114008	IN, WATER MAIN, TRENCHED, POLYVINYL CHLORIDE PIPE (PVC), 8 IN.	888		LF	\$90.00	811.00		0	\$0.00			811	\$64,880.00	91%	811	\$64,880.00	91%
0880	2554-0114010	IN, WATER MAIN, TRENCHED, POLYVINYL CHLORIDE PIPE (PVC), 10 IN.	33		LF	\$100.00	22.00		22	\$2,200.00			22	\$2,200.00	67%	22	\$2,200.00	67%
0890	2554-0203000	FITTINGS BY WEIGHT, DUCTILE IRON	3948		LB	\$22.00	1759.00		775	\$17,650.00			775	\$55,748.00	65%	2534	\$55,748.00	65%
0900	2554-0205110	WATER SERVICE STUB, COPPER, 1 IN.	1220		LF	\$47.50	439.00		0	\$0.00			439	\$20,852.50	38%	439	\$20,852.50	36%
0910	2554-0205120	WATER SERVICE STUB, COPPER, 2 IN.	26		LF	\$75.00	0.00		0	\$0.00			0	\$0.00	0%	0	\$0.00	0%
0920	2554-0205111	WATER SERVICE CORPORATION, COPPER, 1 IN.	45		EACH	\$1,350.00	14.00		0	\$0.00			14	\$18,900.00	31%	14	\$18,900.00	31%
0930	2554-0205120	WATER SERVICE CORPORATION, COPPER, 2 IN.	1		EACH	\$1,600.00	0.00		0	\$0.00			0	\$0.00	0%	0	\$0.00	0%
0940	2554-0205110	WATER SERVICE CURB STOP AND BOX, COPPER, 1 IN.	19		EACH	\$50.00	13.00		0	\$0.00			13	\$6,500.00	68%	13	\$6,500.00	68%
0950	2554-0205120	WATER SERVICE CURB STOP AND BOX, COPPER, 2 IN.	1		EACH	\$1,000.00	0.00		0	\$0.00			0	\$0.00	0%	0	\$0.00	0%
0960	2554-0207008	VALVE GATE, DIP, 6 IN.	1		EACH	\$2,000.00	0.00		0	\$0.00			0	\$0.00	0%	0	\$0.00	0%
0970	2554-0207008	VALVE GATE, DIP, 8 IN.	19		EACH	\$2,700.00	0.00		7	\$18,900.00			16	\$43,200.00	84%	16	\$43,200.00	84%

SUBTOTAL WORK COMPLETED - Page 3

\$151,140.00

\$47,922.90

\$725,236.00

\$313,282.90

\$1,028,618.90

CONTRACT WORK COMPLETED - CONTINUED

REF. NO.	ITEM CODE	CONTRACT ITEM DESCRIPTION	PARTIC. PAVING	CONTRACT ITEM NO.	UNIT	UNIT COST	PREVIOUS PERIOD PAVING	PREVIOUS PERIOD QUANTITY	THIS PERIOD DIVISION 1		THIS PERIOD DIVISION 2		TOTAL TO DATE DIVISION 1		TOTAL TO DATE DIVISION 2		TOTAL TO DATE		
									AMOUNT	PERCENT	AMOUNT	PERCENT	AMOUNT	PERCENT	AMOUNT	PERCENT	AMOUNT	PERCENT	
0990	2554-0207010	VALVE, GATE, DIP, 10 IN.	2		EACH	\$4,000.00	2.00	0	0	\$0.00	0%	\$0.00	0%	\$4,000.00	100%	\$4,000.00	100%	\$4,000.00	100%
0990	2554-0207012	VALVE, GATE, DIP, 12 IN.	1		EACH	\$4,800.00	0.00	0	0	\$0.00	0%	\$0.00	0%	\$4,800.00	0%	\$4,800.00	0%	\$4,800.00	0%
1000	2554-0210201	FIRE HYDRANT ASSEMBLY, WVA-201	6		EACH	\$0,200.00	3.00	0	0	\$0.00	0%	\$0.00	0%	\$6,000.00	50%	\$6,000.00	50%	\$6,000.00	50%
1010	2554-0210205	FIRE HYDRANT ASSEMBLY REMOVAL	6		EACH	\$700.00	2.00	0	0	\$0.00	0%	\$0.00	0%	\$4,200.00	33%	\$4,200.00	33%	\$4,200.00	33%
1020	2554-0214000	DELIVER AND STOCKPILE SALVAGED MATERIALS (non-participating)	1		EACH	\$3,000.00	1.00	0	0	\$0.00	0%	\$0.00	0%	\$3,000.00	100%	\$3,000.00	100%	\$3,000.00	100%
1030	2555-0003010	INSTALL NEW TREE GRATE	5		EA	\$2,000.00	0.00	0	0	\$0.00	0%	\$0.00	0%	\$0.00	0%	\$0.00	0%	\$0.00	0%
1040	2590-9999005	LIGHT POLE BASE EXTENSION	5		EA	\$1,000.00	0.00	0	0	\$0.00	0%	\$0.00	0%	\$0.00	0%	\$0.00	0%	\$0.00	0%
1080	2590-9999005	REMOVE & REINSTALL LIGHT POLE BASE	2		EA	\$1,000.00	0.00	0	0	\$0.00	0%	\$0.00	0%	\$0.00	0%	\$0.00	0%	\$0.00	0%
1070	2590-9999005	REMOVE AND REINSTALL TREE GRATES + INSTALL NEW FRAME	19		EA	\$1,500.00	0.00	0	0	\$0.00	0%	\$0.00	0%	\$0.00	0%	\$0.00	0%	\$0.00	0%
1080	2590-9999007	EXPLORATORY EXCAVATION	40		HRS	\$500.00	8.00	0	0	\$0.00	0%	\$0.00	0%	\$20,000.00	35%	\$20,000.00	35%	\$20,000.00	35%
1090	2590-9999009	COMMUNICATION CONDUIT, OPEN CUT, HDPE, 2 INCH	1585.4		LF	\$12.00	602.00	0	0	\$0.00	0%	\$0.00	0%	\$18,816.00	38%	\$18,816.00	38%	\$18,816.00	38%
1100	2590-9999014	REMOVE AND REINSTALL HANDRAIL	63.6		LF	\$100.00	0.00	0	0	\$0.00	0%	\$0.00	0%	\$6,360.00	0%	\$6,360.00	0%	\$6,360.00	0%
1110	2590-9999010	VIBRATION MONITORING	1		LS	\$50,000.00	0.00	0	0	\$0.00	0%	\$0.00	0%	\$50,000.00	12%	\$50,000.00	12%	\$50,000.00	12%
1120	2590-9999014	CONCRETE UNIT PAVERS WITH SAND SETTING BED	9		SF	\$200.00	0.00	0	0	\$0.00	0%	\$0.00	0%	\$1,800.00	0%	\$1,800.00	0%	\$1,800.00	0%
1130	2590-9999014	CONCRETE UNIT PAVERS WITH SAND SETTING BED	4450		SF	\$18.00	0.00	0	0	\$0.00	0%	\$0.00	0%	\$79,900.00	0%	\$79,900.00	0%	\$79,900.00	0%
1140	2590-9999014	REMOVE DECORATIVE BRICK PAVERS	4450		SF	\$4.00	0.00	0	0	\$0.00	0%	\$0.00	0%	\$17,800.00	0%	\$17,800.00	0%	\$17,800.00	0%
1150	2590-9999020	MULLINGS - PLACE ONLY	312		TON	\$10.00	177.43	0	0	\$0.00	0%	\$0.00	0%	\$3,124.30	57%	\$3,124.30	57%	\$3,124.30	57%
1160	2601-2634100	MULLING, BONDED FIBER MATRIX	0.5		ACRE	\$1,000.00	0.70	-0.47	0	(\$470.00)	46%	\$0.00	0%	\$230.00	46%	\$230.00	46%	\$230.00	46%
1170	2601-2634105	MULLING, BONDED FIBER MATRIX	1.56		ACRE	\$3,500.00	0.00	0.76	0	\$2,680.00	49%	\$0.00	0%	\$5,360.00	49%	\$5,360.00	49%	\$5,360.00	49%
1180	2601-2635043	SEEDING AND FERTILIZING (RURAL)	0.31		ACRE	\$3,500.00	0.00	0.00	0	\$0.00	0%	\$0.00	0%	\$1,085.00	0%	\$1,085.00	0%	\$1,085.00	0%
1190	2601-2635044	SEEDING AND FERTILIZING (URBAN)	1.25		ACRE	\$1,400.00	0.00	0.17	0	\$238.00	20%	\$0.00	0%	\$238.00	20%	\$238.00	20%	\$238.00	20%
1200	2601-2635052	SLOPE PROTECTION, WOOD EXCELISIOR MAT	14		SQ	\$18.00	0.00	0	0	\$0.00	0%	\$0.00	0%	\$252.00	0%	\$252.00	0%	\$252.00	0%
1210	2601-2639010	SODDING	10		SQ	\$95.00	0.00	0	0	\$0.00	0%	\$0.00	0%	\$950.00	0%	\$950.00	0%	\$950.00	0%
1220	2601-2642100	STABILIZING CROP - SEEDING AND FERTILIZING	0.5		ACRE	\$400.00	0.70	0.04	0	\$16.00	148%	\$0.00	0%	\$56.00	148%	\$56.00	148%	\$56.00	148%
1230	2601-2643110	STABILIZING CROP - SEEDING AND FERTILIZING PROTECTION	59		MGAL	\$60.00	0.00	0	0	\$0.00	0%	\$0.00	0%	\$3,540.00	0%	\$3,540.00	0%	\$3,540.00	0%
1240	2602-0000020	SILT FENCE	390		LF	\$2.00	250.10	0	0	\$0.00	0%	\$0.00	0%	\$780.20	64%	\$780.20	64%	\$780.20	64%
1250	2602-0000030	SILT FENCE FOR DITCH CHECKS	150		LF	\$2.00	0.00	0	0	\$0.00	0%	\$0.00	0%	\$300.00	0%	\$300.00	0%	\$300.00	0%
1260	2602-0000071	REMOVAL OF SILT FENCE OR SILT FENCE FOR DITCH CHECKS	540		LF	\$0.25	0.00	0	0	\$0.00	0%	\$0.00	0%	\$135.00	0%	\$135.00	0%	\$135.00	0%
1270	2602-0000101	REMOVAL OF SILT FENCE FOR DITCH CHECKS	540		LF	\$0.25	0.00	0	0	\$0.00	0%	\$0.00	0%	\$135.00	0%	\$135.00	0%	\$135.00	0%
1280	2602-0000090	REMOVE AND STOCKPILE SALVAGED MATERIALS	1640		LF	\$3.00	207.00	0	0	\$0.00	0%	\$0.00	0%	\$4,920.00	0%	\$4,920.00	0%	\$4,920.00	0%
1290	2602-0000051	REMOVE AND STOCKPILE SALVAGED MATERIALS	1640		LF	\$1.10	207.00	0	0	\$0.00	0%	\$0.00	0%	\$228.60	20%	\$228.60	20%	\$228.60	20%
1300	2602-0000050	MAINTENANCE OF GRATE INTAKE SEDIMENT FILTER BAG	22		EACH	\$140.00	0.00	0	0	\$0.00	0%	\$0.00	0%	\$3,080.00	0%	\$3,080.00	0%	\$3,080.00	0%
1310	2602-0000050	REMOVAL OF GRATE INTAKE SEDIMENT FILTER BAG	22		EACH	\$50.00	0.00	0	0	\$0.00	0%	\$0.00	0%	\$1,100.00	0%	\$1,100.00	0%	\$1,100.00	0%
1320	2602-0010010	MOBILIZATIONS, EROSION CONTROL	20		EACH	\$500.00	6.00	0	0	\$0.00	0%	\$0.00	0%	\$3,000.00	30%	\$3,000.00	30%	\$3,000.00	30%
1340	2602-0010020	MOBILIZATIONS, EMERGENCY EROSION CONTROL	1		EACH	\$1,000.00	0.00	0	0	\$0.00	0%	\$0.00	0%	\$1,000.00	0%	\$1,000.00	0%	\$1,000.00	0%

SUBTOTAL WORK COMPLETED - Page 4

\$11,444.00

\$0.00

\$66,676.20

\$12,600.00

\$79,176.20

REF. NO.	ITEM CODE	CONTRACT ITEM DESCRIPTION	PARTIC. PAINTING	CONTRACT ITEM UNIT	UNIT COST	PREVIOUS PERIOD PARTIC. PAINTING	PREVIOUS PERIOD NOT-PARTIC. PAINTING	THIS PERIOD DIVISION 1		THIS PERIOD DIVISION 2		TOTAL TO DATE DIVISION 1		TOTAL TO DATE DIVISION 2		TOTAL TO DATE	
								QUANTITY	AMOUNT	QUANTITY	AMOUNT	QUANTITY	AMOUNT	PERCENT	QUANTITY	PERCENT	QUANTITY
1-0100	2215-8010965	BASE WIDENING, 6.5 IN. HOT MIX ASPHALT MIXTURE	141.4	SY	\$75.00												
1-0160	2303-1131900	HOT MIX ASPHALT STANDARD TRAFFIC SURFACE COURSE, 1 1/2 IN. MIX, NO SPECIAL FRICTION REQUIREMENT	141.4	SY	\$25.00												
3-0020	2102-2710990	Excavation, Class 10, Waste	122.6	CY	\$9.00												
3-0060	2115-0100000	Modified Subbase	85	SY	\$45.00												
3-0120	2301-1030080	Standard or Slip Form PCC, CI C, CI 3 Cur., 8 Inch	-06	SY	\$71.50												
3-0130	2301-1030100	Standard or Slip Form PCC, CI C, CI 3 Cur., 10 Inch	175.5	SY	\$90.25												
3-0540	2511-7528001	Bedwalk, PCC, 4 Inch	-23.6	SY	\$75.00												
3-0660	2515-278006	Driveway, PCC, 6 Inch	33	SY	\$117.00												
3-0620	2515-6745000	Removal of Paved Driveway	14.2	SY	\$9.50												
3-0630	2515-8025000	Combined Concrete Sidewalk and Retaining Wall	3.1	CY	\$1825.00												
1-0001	2435-0140160	Manhole, Storm Sewer, SW-401, 60 Inch	1	EACH	\$6500.00												
1-0002	2503-0200238	R/R Storm Sewer Pipe, less or equal to 36 Inch	46	LF	\$49.50		39.50		\$0.00								
1-0003	2555-0000210	Trench Foundation	150	TON	\$36.00		184.45		\$0.00								
1-0004	2528-8445110	Additional Traffic Control		LS	\$2750.04		0.50		\$0.00								
2-0005	2537-6745000	Removal of Underground Tanks	2	EACH	\$9,925.00		2.00		\$0.00								
2-0006	2537-6911020	Sample and Test Period Contamination (Remove Tank)	2	EACH	\$1,512.50		2.00		\$0.00								
2-0007	2537-8029000	Water Sampling Well	2	EACH	\$2,000.00		2.00		\$0.00								
2-0008	2537-8000000	Remediation of Petroleum Contaminated Soil	20	CY	\$160.80		91.70		\$0.00								
2-0009	2537-8900100	Sample and Test Period Contamination (Remediation)	2	EACH	\$1,512.50		2.00		\$0.00								

TOTAL CHANGE ORDER WORK

TOTAL CONTRACT AND CHANGE ORDER WORK PERFORMED

Less: Amount Retained Per Contract 3%
 Value of Stored Materials (See Attached LSI)
 Less: Stored Materials Amount Retained Per Contract 3%
 Net Amount Earned to Date
 Less: Previous Amount Paid
BALANCE DUE TO CONTRACTOR THIS PAYMENT

\$0.00	\$0.00	\$59,692.52	\$3,300.27	\$55,422.79
\$176,375.00	\$47,822.20	\$2,708,839.50	\$322,669.67	\$3,231,509.28

\$30,000.00	\$189,464.93	\$3,355,220.24	\$3,150,922.34	\$264,597.80
-------------	--------------	----------------	----------------	--------------

CONTRACT PAYMENT NO. _____

DOT Project No.: W09A23-2009-7-16

128

Page 57

CERTIFICATION OF CONTRACTOR: The undersigned contractor certifies that to the best of his knowledge, information and belief the work covered by this Contract Payment has been completed in accordance with the Contract Documents for this project, that this Contract Payment is a true and correct statement of the amount of the work completed to date of this Contract Payment and that the amounts paid to the Contractor will be utilized by him to pay for labor, materials, equipment and supplies as provided in the performance of this Contract.

CONTRACTOR:

RSJ

TITLE: Resident

DATE: 5/15/24

DATE: _____

RECOMMENDATION OF ENGINEER: In accordance with the Contract Documents for this project, the undersigned Engineer recommends payment to the Contractor of the balance due this payment as shown.

BY: _____

TITLE: _____

DATE: _____

DATE: _____

APPROVAL OF OWNER:

BY: _____

TITLE: _____

DATE: _____

DATE: _____

AMOUNT PAID:

AMOUNT PAID

DATE: _____

DATE: _____

Doc Express® Document Signing History

Contract: 16-0382-050 Document: EST 012

This document is in the process of being signed by all required signatories using the Doc Express® service. Following are the signatures that have occurred so far.

Date	Signed By
05/16/2024	Andrew Goedken Origin Design - Iowa Electronic Signature (Recommended by Engineer)
	(Approved by PIRC (when applicable))

DEPARTMENT	FUND	VENDOR NAME	DESCRIPTION	AMOUNT	
POLICE DEPARTMENT	GENERAL GOVERNMENT	AT&T MOBILITY	WIRELESS	121.88	
		MISC. VENDOR	WILL WAGNER	WILL WAGNER:MISC SUPPLIES	22.45
			RICKARD SIGN	RICKARD SIGN:LAMINATE,INST	500.00
			RICKARD SIGN	RICKARD SIGN:LAMINATE,INST	200.00
			OFFICE EXPRESS	OFFICE SUPPLIES	51.47
			TOTAL:	895.80	
FIRE DEPARTMENT	GENERAL GOVERNMENT	D & R PEST CONTROL	D & R PEST CONTROL	40.00	
					TOTAL:
AMBULANCE	GENERAL GOVERNMENT	AT&T MOBILITY	WIRELESS	247.33	
		D & R PEST CONTROL	D & R PEST CONTROL	35.00	
		CEDAR COUNTY GARAGE DOORS INC	GARAGE DOOR REPAIRS	1,100.80	
		IOWA GEMT PAYMENT PROGRAM	APR & MAY STATE SHARE PAYM	2,774.15	
		JOHNSON COUNTY AMBULANCE SERVICE	ALS SERVICE	200.00	
		KIRKWOOD COMMUNITY COLLEGE	TRAINING	9.00	
		TIPTON PHARMACY	PHARMACEUTICALS	1,014.58	
			TOTAL:	5,380.86	
STREET DEPARTMENT	GENERAL GOVERNMENT	CEDAR COUNTY COOP	OPERATING SUPPLIES	76.25	
			OPERATING SUPPLIES	76.25	
		CEDAR COUNTY ENGINEER	OPERATING SUPPLIES	374.95	
		CINTAS	UNIFORMS	35.96	
		NILES CHIROPRACTIC	PRE EMPLOY SCREENING	75.00	
			TOTAL:	638.41	
SIDEWALKS	GENERAL GOVERNMENT	MISC. VENDOR	AL DLOUHY	AL DLOUHY:SIDEWALK PROGRAM	500.00
					TOTAL:
CEMETERY	GENERAL GOVERNMENT	CEDAR COUNTY VFW POST 2537	3 FLAGS	122.00	
		EASTERN IOWA LIGHT & POWER	UTILITIES	11.45	
			UTILITIES	22.90	
		GRASSHOPPER LAWN CARE DBA ALL STAR TUR	CONTRACT PAY 04/16-05/15	3,083.33	
			TOTAL:	3,239.68	
GENERAL ADMINISTRATION	GENERAL GOVERNMENT	CINTAS	UNIFORMS	18.13	
					TOTAL:
PARK	GENERAL GOVERNMENT	IOWA PRISON INDUSTRIES	4 SIGNS	78.60	
					TOTAL:
SUMMER BALL PROGRAMS	GENERAL GOVERNMENT	MISC. VENDOR	TERA NOARD	TERA NOARD:REFUND TBALL	80.00
					TOTAL:
YOUTH RECREATON	GENERAL GOVERNMENT	MISC. VENDOR	BRODY MARCHIK	BRODY MARCHIK:REF SOCCER	60.00
			PRESTON DAEDLOW	PRESTON DAEDLOW:REF SOCCER	90.00
			WYATT HAM	WYATT HAM:REF SOCCER	90.00
		LRS LLC	PORT A POTTIE SERVICES	130.00	
			PORT A POTTIE SERVICES	143.00	
			TOTAL:	656.00	
FAMILY AQUATIC CENTER	GENERAL GOVERNMENT	ACCO	2 PERMABRELLA FRAMES	7,090.00	
		ATLANTIC COCA-COLA BOTTLING CO	DRINK ORDER	2,064.95	
		CR GLASS COMPANY	ADJUST PANIC EXIT DEVICE	379.00	
		CORE-MARK MIDCONTINENT INC	CONCESSIONS & OPER SUPPLIE	1,258.49	

DEPARTMENT	FUND	VENDOR NAME	DESCRIPTION	AMOUNT
			CONCESSIONS & OPER SUPPLIE	5,208.18
		D & R PEST CONTROL	D & R PEST CONTROL	55.00
		SPAHN & ROSE LUMBER CO	OPER & MISC SUPPLIES	47.07
			TOTAL:	16,102.69
ECONOMIC DEVELOPMENT	GENERAL GOVERNMENT	MISC. VENDOR MARY JO HEIL	MARY JO HEIL:REVISE CITY M	30.00
		SPINUTECH INC	EMAIL MARKETING	25.00
			TOTAL:	55.00
FINANCE & ADMINISTRATI	GENERAL GOVERNMENT	SPAHN & ROSE LUMBER CO	OPER & MISC SUPPLIES	103.20
			TOTAL:	103.20
BUILDING MAINTENANCE	GENERAL GOVERNMENT	VESTIS	MATS	198.18
		MISC. VENDOR AMY LENZ	AMY LENZ:BLDG MISC SUPPLIE	30.39
		D & R PEST CONTROL	D & R PEST CONTROL	35.00
			TOTAL:	263.57
HWY 38 PROJECT	GO CP 2023	ORIGIN DESIGN	BLDG EXAMINATION	6,412.64
			TOTAL:	6,412.64
INDUSTRIAL FEEDER PJT	INDUSTRIAL FEEDER	SHERMCO INDUSTRIES INC	INDUSTRIAL FEEDER	1,275.00
			INDUSTRIAL FEEDER	1,001.00
			INDUSTRIAL FEEDER	3,519.00
		SWICK CABLE CONTRACTOR'S INC	1500' 4" INNERDUCT	4,545.00
		TRI-CITY ELECTRIC COMPANY OF IOWA	PAY APP NO 2	33,516.00
			TOTAL:	41,306.00
WATER DISTRIBUTION	WATER OPERATING	ELECTRIC PUMP	WATER PLANT CONTROL REPAIR	1,689.00
		CINTAS	UNIFORMS	129.51
		STATE HYGIENIC LABORATORY	WATER & SEWER TESTING	43.50
		OFFICE EXPRESS	OFFICE SUPPLIES	18.16
			TOTAL:	1,880.17
WASTEWATER/AKA SEWER	WASTEWATER/AKA SEW ACTION SEWER & SEPTIC SERVICE INC		CLEAN MAIN LINE	490.00
			JETTED MAIN SEWER LINE	385.00
		STATE HYGIENIC LABORATORY	WATER & SEWER TESTING	84.00
		QC ANALYTICAL SERVICES LLC	WASTEWATER TESTING	2,167.00
		WINDSTREAM	MONTHLY SERVICES	97.13
			TOTAL:	3,223.13
LAGOON	WASTEWATER/AKA SEW EASTERN IOWA LIGHT & POWER		UTILITIES	1,541.19
			TOTAL:	1,541.19
ELECTRIC DISTRIBUTION	ELECTRIC OPERATING	CINTAS	UNIFORMS, SHOP TOWELS, MAT	85.22
			UNIFORMS, SHOP TOWELS, MAT	67.35
		MISC. VENDOR DANIEL LILIENTHAL	DANIEL LILIENTHAL:TRVLTRAI	16.50
		IOWA UTILITIES BOARD	OCA LABOR	59.00
		SPAHN & ROSE LUMBER CO	OPER & MISC SUPPLIES	22.99
			TOTAL:	251.06
ELECTRIC POWER PLANT	ELECTRIC OPERATING	D & R PEST CONTROL	D & R PEST CONTROL	74.90
			D & R PEST CONTROL	37.45
		SHERMCO INDUSTRIES INC	POWER PLANT TESTING	1,155.00
			TOTAL:	1,267.35
GAS DISTRIBUTION	GAS OPERATING	CINTAS	UNIFORMS, SHOP TOWELS, MAT	64.63

DEPARTMENT	FUND	VENDOR NAME	DESCRIPTION	AMOUNT
			TOTAL:	64.63
AIRPORT	AIRPORT OPERATING	CENTRAL PETROLEUM EQUIPMENT COMPANY	TECH SERVICES	156.00
		IOWA DEPT OF AGRICULTURE	FUEL METER LICENSE	4.50
		MC CLURE ENGINEERING COMPANY	AIRPORT TERMINAL BLDG	1,276.80
			TOTAL:	1,437.30
GARBAGE COLLECTION	GARBAGE COLLECTION	CEDAR COUNTY SOLID WASTE	TRANSFER FEES	4,200.00
		CINTAS	UNIFORMS	15.48
			TOTAL:	4,215.48
RECYCLING	GARBAGE COLLECTION	REPUBLIC SERVICES OF IOWA	RECYCLING SORT FEES	790.29
			TOTAL:	790.29
INT SRVC-OTHER BUSINES	CENTRAL GARAGE	BOW TIE AUTOMOTIVE	AMBULANCE COLLISION REPAIR	1,602.00
		CEDAR COUNTY COOP	286 GL FUEL	1,079.24
		CEDAR COUNTY ENGINEER	18.8 GL DSL	53.20
			490.5 GL DSL	1,388.11
		CEDAR COUNTY VFW POST 2537	3 FLAGS	30.00
		CINTAS	UNIFORMS	14.26
		LAWSON PRODUCTS INC	SHOP SUPPLIES	37.87
			SHOP SUPPLIES	75.39
		MIDWEST WHEEL COMPANIES	REPAIR PARTS	47.60
			REPAIR PARTS	124.91
		MOTOR PARTS & EQUIPMENT CORP	PARTS & SUPPLIES	535.74
			PARTS & SUPPLIES	63.44
			PARTS & SUPPLIES	10.52
			PARTS & SUPPLIES	116.37
		THOMPSON TRUCK & TRAILER	REPAIR PARTS #5	49.78
			SHOP SUPPLIES	109.90
			TOTAL:	5,338.33
INT SRVC-OTHER BUSINES	ADMINISTRATIVE SER	QUADIENIT LEASING USA INC	POSTAGE MACHINE LEASE	969.84
		OFFICE EXPRESS	OFFICE SUPPLIES	51.47
			OFFICE SUPPLIES	89.27
			TOTAL:	1,110.58

DEPARTMENT	FUND	VENDOR NAME	DESCRIPTION	AMOUNT
===== FUND TOTALS =====				
001	GENERAL GOVERNMENT			28,051.94
317	GO CP 2023			6,412.64
319	INDUSTRIAL FEEDER PROJECT			41,306.00
600	WATER OPERATING			1,880.17
610	WASTEWATER/AKA SEWER REVE			4,764.32
630	ELECTRIC OPERATING			1,518.41
640	GAS OPERATING			64.63
660	AIRPORT OPERATING			1,437.30
670	GARBAGE COLLECTION			5,005.77
810	CENTRAL GARAGE			5,338.33
835	ADMINISTRATIVE SERVICES			1,110.58

	GRAND TOTAL:			96,890.09

TOTAL PAGES: 4

CITY CREDIT CARD STATEMENT										cr	999	1010			Card Ttl	-9,375.2	
City Card																	
Uniforms/Equipment	Lands End	dr	835	5	899	2	64350	153.39									
Finance Director																	
Telecommunications	GoTo Technologies	dr	835	5	899	2	63730	30.35									
Miscellaneous	FMCSA D&A Clearinghouse	dr	001	5	210	2	65980	12.50									
Miscellaneous	FMCSA D&A Clearinghouse	dr	630	5	820	2	65980	12.50									
Miscellaneous	Adobe	dr	835	5	899	2	65980	254.27									
Technology	License Renewal - Microsoft	dr	001	5	160	2	64190	42.23									
Economic Development																	
Miscellaneous	North Star Flags	dr	001	5	525	2	65980	390.53									
Library																	
Materials	Walmart, Amazon	dr	001	5	410	2	65020	376.06									
Programming	Amazon, Walmart, Chicago Books	dr	001	5	410	2	65021	988.17									
Office Supplies	Amazon	dr	001	5	410	2	65060	89.52									
Postage/Shipping	USPS	dr	001	5	410	2	65080	3.92									
Miscellaneous	Pay.gov, Walmart, Amazon, Family Foods	dr	001	5	410	2	65980	1,013.83									
Ambulance																	
Training	Advanced Ventilator, Walmart	dr	001	5	160	1	62300	588.50									
Op Equip Maint & Repair	Sensoronics, Ebay	dr	001	5	160	2	63500	187.83									
Telecommunications	Cradlepoint	dr	001	5	160	2	63730	213.00									
Equipment/Vehicle Rent	ADI	dr	001	5	160	2	64150	83.94									
Contract Services	Kirkwood CC	dr	001	5	160	2	64910	138.00									
Office Supplies	Microsoft	dr	001	5	160	2	65060	7.48									
Com Supp	ADI	dr	001	5	160	2	65065	14.00									
Postage/Shipping	USPS	dr	001	5	160	2	65080	204.71									
Miscellaneous	PK Safety Supply, Hobby Lobby	dr	001	5	160	2	65980	142.37									
Miscellaneous	ADI	dr	001	5	465	2	65980	139.98									
Building Maint & Repair	Ebay	dr	630	5	820	2	63100	25.40									
Fire																	
Training -	Menards	dr	001	5	150	1	62300	660.80									
Building Maint & Repair	1000Bulbs.com	dr	001	5	150	2	63100	289.14									
Operational Equip & Repair	Crane Safety Stickers, Amazon	dr	001	5	150	2	63500	113.39									
Police																	
Training -	EB: Iowa SART	dr	001	5	110	1	62300	350.00									
Operational Equip & Repair	Jlab Audio	dr	001	5	110	2	63500	72.07									
Uniforms/Equipment	Galls	dr	001	5	110	2	64350	300.14									
DARE Equip/Supplies	DARE Catalog	dr	001	5	110	2	65051	426.52									
Total Charges																	
Total Charges																	
Total Charges																	
Total Charges																	
Total Charges																	
Total Charges																	
Total Charges																	
Total Charges																	
Total Charges																	
Total Charges																	
Total Charges																	
Total Charges																	
Total Charges																	
Total Charges																	
Total Charges																	
Total Charges																	
Total Charges																	
Total Charges																	
Total Charges																	
Total Charges																	
Total Charges																	
Total Charges																	
Total Charges																	
Total Charges																	
Total Charges																	
Total Charges																	
Total Charges																	
Total Charges																	
Total Charges																	
Total Charges																	
Total Charges																	
Total Charges																	
Total Charges																	
Total Charges																	
Total Charges																	
Total Charges																	
Total Charges																	
Total Charges																	
Total Charges																	
Total Charges																	
Total Charges																	
Total Charges																	
Total Charges																	

RESOLUTION NO. 052024A

**RESOLUTION AMENDING THE CURRENT BUDGET FOR
FISCAL YEAR ENDING JUNE 30, 2024**

WHEREAS, the Tipton City Council published the required notice concerning the proposed amendment to the current budget for the fiscal year ending June 30, 2024, on May 8, 2024; and

WHEREAS, the Tipton City Council held a public hearing concerning the proposed amendment to the current budget for the fiscal year ending June 30, 2024, on May 20, 2024; and

WHEREAS, the Tipton City Council, after hearing all taxpayers wishing to be heard and considering the statements made by them, gave final consideration to the proposed amendment to the budget and modifications proposed at the hearing.

NOW, THEREFORE, BE IT RESOLVED, by the City Council of the City of Tipton, Iowa that the current budget is amended as set out in the attached paperwork; and that the Mayor and City Clerk are hereby authorized and directed to execute this resolution; and

BE IT ALSO FURTHER RESOLVED, by the City Council of the City of Tipton, Iowa, that the Finance Director is hereby directed to submit this budget amendment to the Cedar County Auditor.

PASSED AND APPROVED this 20th day of May 2024.

Tammi Goerdts, Mayor

ATTEST: _____
Amy Lenz, City Clerk

CERTIFICATION

I, Amy Lenz, City Clerk, do hereby certify the above is a true and correct copy of Resolution No. 052024A which was passed by the Tipton City Council this 20th day of May 2024.

Amy Lenz, City Clerk

CHANGE ORDER
For Local Public Agency Projects

No.: 4

Non-Substantial:

Substantial:

Administering Office
Concurrence Date

Accounting ID No. (5-digit number): 39191

Project Number: HDP-038-2(050)--71-16

Contract Work Type: PCC Pavement - Replace

Local Public Agency: City of Tipton

Contractor: Triple B Construction Corp.

Date Prepared: May 15, 2024

You are hereby authorized to make the following changes to the contract documents.

A - Description of change to be made:

0810 - Increase Item "Replacement of Unsuitable Backfill Material" (NP)

1040 - Increase Item "Install New Tree Grate" (P)

1070 - Delete Item "Remove and Reinstall Tree Grates + Install New Frame" (P)

8004 - Increase Item "Additional Traffic Control" (P)

8010 - Add Item "Safety Fence" (NP) Follow Section 2519. Safety fence is to be placed at the sidewalk removal limits approximately 5' behind the back of curb while street and underground work is completed.

8011 - Add Item "Water Main, TR, DIP, 10" (NP)

8012 - Add Item "Water Service Stub, Copper, 1 1/2 Inch (NP)

8013 - Add Item "Water Service Corporation, Copper, 1 1/2 Inch (NP)

8014 - Add Item "Water Service Curb Stop & Box, Copper, 1 1/2 Inch (NP)

8015 - Add Item "Tapping Valve Assembly, 4 Inch (NP)

8016 - Add Item "Sawcut for Partial Sidewalk Removal" (NP) Sawcut the full depth of the existing sidewalk approximately 5.5' from back of curb to allow full removal of existing sidewalk, brick pavers and brick paver base between the curb and the sawcut without disturbing the sidewalk to remain. Method of Measurement: Linear feet of sawcut to be measured by the engineer. Basis of Payment: Includes all labor, equipment and materials to complete the saw-cutting for sidewalk removal.

B - Reason for change:

0810 - The City has requested that trench backfill material be placed above the proposed subgrade elevation to the existing pavement grade where water main has been trenched in to provide a temporary surface for local business access and parking until the pavement is removed later in the project.

1040 & 1070 - The Contractor has notified the City that castings specified for the tree grates cannot be ordered as individual frames without also ordering new grates. Grates and frames come as a single product, not individually. The original intention for Item 1070 was to install new frames and reuse existing grates if they were still in adequate condition. Due to not being able to order grates without the frames, all new grates and frames will be installed.

8004 - Installation of 4 additional signs due to help control truck traffic on the detour route as requested by the City of Tipton.

8010 - Safe pedestrian access to downtown businesses during construction is a priority on this project. The original contract unit price for this item is \$10.00/LF with specific requirements as outlined in the reference notes. Due to the fact that the City is requiring the contractor to remove the sidewalk in a specific manner and install safety fence at the edge of the initial removal, there is a need to add a relatively large amount of additional safety fence, the contractor has reduced the price for the additional quantity of safety fence.

8011 - A short segment of 10" DIP water main was required to make a tie-in to the existing 10" transite water main at the 7th Street / Hwy 130 intersection.

8012, 8013, 8014 - A 1 1/2" service was found at 505 Cedar Street that was not originally known during design.

8015 - A 4" main connection at 317 Cedar Street has been requested after the installation of the 8" main for a future fire protection system installation at that address.

8016 - The City has requested that sidewalk be removed only to the back of the existing brick pavers while work takes place in the street for underground utilities and for street paving in an effort to provide the most access to local businesses for longest extent possible without having a temporary surface. The contract did not previously control the removal sequencing of sidewalks. Completing sidewalk removals as requested requires additional sawcuts that previously were not required.

C - Settlement for cost(s) of change as follows with items addressed in Sections F and/or G:

0810, 1040, 1070 - Contract Unit Price

8004 - Agreed Additional LS Price

8010, 8011, 8012, 8013, 8014, 8015, 8016 - Agreed Unit Price

D - Justification for cost(s) (See I.M. 3.805, Attachment D, Chapter 2.36, for acceptable justification):

8004 - In IDOT contract 22-2315-607, bid on July 20, 2021, on Change Order 3, this cost was \$330.00/EA. Considering this, and the fact that covering is included, this price of \$137.50/EA, which includes prime markup, seems reasonable. $\$137.50 \times 4 \text{ EA} = \550
LS

8010 - In the Summary of Awarded Prices May, 2023 to April, 2024, for 2519-3300600, Safety Fence, the low is \$1.00/LF, the high is \$580/LF and the average is \$10.74/LF. Considering this information, the submitted price of \$8.00/LF is reasonable.

8011 - In the Summary of Awarded Prices May, 2023 to April, 2024, for 2554-0112010, Water Main, Trenched, DIP, 10 Inch, the low is \$42.50/LF, the high is \$156.00/LF and the average is \$49.73/LF. Considering this information, and the low quantity, the submitted price of \$120/LF is reasonable.

8012 - In the Summary of Awarded Prices May, 2023 to April, 2024, for 2554-0205115, Water Service Stub, Copper, 1 1/2 Inch, the low is \$100.00/LF, the high is \$300.00/LF and the average is \$151.72/LF. Considering this information, the submitted price of \$65.00/LF is reasonable.

8013 - In the Summary of Awarded Prices May, 2023 to April, 2024, for 2554-0205415, Water Service Corporation, Copper, 1 1/2 Inch, the low, high and average is \$528.00/EA, but that is only considering 1 each for the average. In considering the current bid prices for Items 0910 and 0920, the 1 inch and 2 inch Water Service Corporations respectively, (\$1,350/EA & \$1,800/EA), the proposed submitted price of \$1,500/EA is reasonable.

8014 - In the Summary of Awarded Prices May, 2023 to April, 2024, for 2554-0205715, Water Service Curb Stop & Box, Copper, 1 1/2 Inch, the low, high and average is \$528.00/EA. In considering the current bid prices for Items 0940 and 0950, the 1 inch and 2 inch Water Service Curb Stop and Box respectively, (\$500/EA & \$1,000/EA), the proposed submitted price of \$850/EA is reasonable.

8015 - In the Summary of Awarded Prices May, 2023 to April, 2024, for 2554-0208004, Tapping Valve Assembly, 4 Inch., the low, high and average is \$13,735.00/EA. Considering this information, the submitted price of \$2800.00/EA is reasonable.

8016 - In Contract NHS-080-3(184)127--11-77, bid on December 17, 2019, Item 1380, Additional Saw Cut, the low was \$2.75/LF and the high was \$3.25/LF. Considering this information and due to increasing prices from 2019, the submitted price of \$3.60/LF is reasonable.

E - Contract time adjustment: No Working Days added Working Days added: 1.5 Unknown at this time

Justification for selection:
0810 - Add 1 day;
8015 - Add 0.5 day

F - Items included in contract:

Participating		Line Number	Item Description	For deductions enter as "-x.xx"		Amount .xx
Federal-aid	State-aid			Unit Price .xx	Quantity .xxx	
		0810	2552-0000220 Replacement of Unsuitable Backfill Material	\$31.00	460.000	\$14,260.00
X	X	1040	2599-9999005 Install New Tree Grate	\$19.00	2,000.000	\$38,000.00
X	X	1070	2599-9999005 Remove & Reinstall Tree Grates + Install New Frame	-\$19.00	1,500.000	-\$28,500.00
X	X	8004	Additional Traffic Control	\$1.00	550.000	\$550.00
<input type="button" value="Add Row"/> <input type="button" value="Delete Row"/> TOTAL						\$24,310.00

G - Items not included in contract:

Participating		Change Number	Item Number	Item Description	For deductions enter as "-x.xx"		Amount .xx
Federal-aid	State-aid				Unit Price .xx	Quantity .xxx	
		8010	2519-3300600	Safety Fence	\$8.00	1,920.000	\$15,360.00
		8011	2554-0112010	Water Main, TR, DIP, 10"	\$120.00	11.000	\$1,320.00
		8012	2554-0205115	Water Service Stub, Copper, 1 1/2"	\$65.00	10.000	\$650.00
		8013	2554-0205415	Water Service Corporation, Copper, 1 1/2"	\$1,500.00	1.000	\$1,500.00
		8014	2554-0205715	Water Service Curb Stop & Box, Copper, 1 1/2"	\$850.00	1.000	\$850.00
		8015	2554-0208004	Tapping Valve Assembly, 4"	\$2,800.00	1.000	\$2,800.00
		8016	2599-9999009	Sawcut for Partial Sidewalk Removal	\$3.60	1,600.000	\$5,760.00
<input type="button" value="Add Row"/> <input type="button" value="Delete Row"/> TOTAL							\$28,240.00

H. Signatures

Signatures will be applied through DocExpress.

HOLLY A. CORKERY
DOUGLAS D. HERMAN
SAMANTHA R. KUNTZ
STEVEN C. LEIDINGER
DANIEL M. MORGAN
PATRICK J. O'CONNELL
AMY L. REASNER
WILFORD H. STONE



526 Second Avenue SE
Cedar Rapids, IA 52401
Office 319.365.9101
Fax 319.365.9512

MAILING ADDRESS:
P.O. Box 2457
Cedar Rapids, IA 52406-2457

To: Mayor and City Council
From: City Attorney Doug Herman
Re: Tax Sale Certificate Purchase
Date: May 17, 2024

Mayor and Council:

I believe we touched on this property in the past, but don't recall how much it was discussed. The taxes on this property were sold at tax sale and the City received notice from the tax sale purchaser of the upcoming "Expiration of Redemption Period". While the City would not want to redeem, pay the taxes, the City may have interest in acquiring the property. The best way to acquire the property is to buy the tax sale certificate from the current holder of the certificate, allowing us to step into their shoes.

The current certificate holder is ACC 856 LLC. This entity, through its' counsel has agreed to transfer the certificate to the City in return for the payment of \$2,870.00 (Assuming they don't pay the March taxes not yet paid in the amount of \$291.00, with the amount to be increased by \$291.00 if they pay said amount in the meantime) plus the assignment fee, which is somewhere south of \$50.00 as I recall.

If the City agrees to this deal, and pays \$2,870.00, for example, and the owner redeems, which they have a right to do, they may pay slightly less than the \$2,870.00 to redeem, as the \$2,870.00 is a negotiated payment to acquire the rights of the tax sale purchaser, not to just pay them what they are owed in taxes and interest. They have no obligation to sell/transfer the tax sale certificate to the City. If the owner redeems in May, the City would be paid approximately \$2,355.63, if the owner redeemed in June, the City would be paid approximately \$2,387.63.

The tax sale certificate holder wants to receive what it is owed plus costs expended related to serving notices to date.

If the City does not purchase the certificate, the certificate holder may take title by deed, and thereafter sell the property, etc. They would by taking title be putting themselves in a position to bring the property into compliance, however, before doing so they would likely try to dump the property, which might be ok and might not be ok, depends who purchases.

I shared with them a photo of the property explaining that it is need of immediate attention as part of our communications.

Sincerely yours,
Douglas D. Herman
Douglas D. Herman
LYNCH DALLAS, P.C.



Details

[Print](#)

Collector	Parcel Number	District	Year	Type
Cedar,IA	048007313100070 01	486	2021/2022	Real Estate

Last Updated

Owner	Owner Address	Property Address
Morden Dustin Dabert	124 W 10th St Tipton ,IA 52772-1001 Request an address change.	124 W 10TH ST TIPTON,IA Map

Legal Description

NW IMP W 1/2 LOTS 23& 24 BLK 4

Tax Sale

[Click here to contact the county](#)

Cert Number - 2022 00093

Certificate Cancellation	6/20/2025
--------------------------	-----------

90 Day Right of Redemption	8/1/2024
----------------------------	----------

Redemption Amount On Or Before 5/31/2024	2355.63
--	---------

Redemption Amount After 5/31/2024 until 8/1/2024	2387.63
--	---------

Online redemption not available, please contact the county.



Details

[Print](#)

Collector	Parcel Number	District	Year	Type
Cedar,IA	048007313100070 01	486	2021/2022	Real Estate

Last Updated

Owner	Owner Address	Property Address
Morden Dustin Dabert	124 W 10th St Tipton ,IA 52772-1001 Request an address change.	124 W 10TH ST TIPTON,IA Map

Legal Description

NW IMP W 1/2 LOTS 23& 24 BLK 4

Tax Sale

[Click here to contact the county](#)

Cert Number - 2022 00093

Certificate Cancellation 6/20/2025

90 Day Right of Redemption 8/1/2024

Redemption Amount On Or Before 5/31/2024 2355.63

Redemption Amount After 5/31/2024 until 8/1/2024 2387.63

Online redemption not available, please contact the county.





Details

[Print](#)

Collector	Parcel Number	District	Year	Type
Cedar,IA	048007313100070 01	486	2021/2022	Real Estate

Last Updated

Owner	Owner Address	Property Address
Morden Dustin Dabert	124 W 10th St Tipton ,IA 52772-1001 Request an address change.	124 W 10TH ST TIPTON,IA Map

Legal Description

NW IMP W 1/2 LOTS 23& 24 BLK 4

Tax Sale

[Click here to contact the county](#)

Cert Number - 2022 00093

Certificate Cancellation	6/20/2025
--------------------------	-----------

90 Day Right of Redemption	8/1/2024
----------------------------	----------

Redemption Amount On Or Before 5/31/2024	2355.63
--	---------

Redemption Amount After 5/31/2024 until 8/1/2024	2387.63
--	---------

Online redemption not available, please contact the county.





Details

[Print](#)

Collector	Parcel Number	District	Year	Type
Cedar,IA	048007313100070 01	486	2021/2022	Real Estate

Last Updated

Owner	Owner Address	Property Address
Morden Dustin Dabert	124 W 10th St Tipton ,IA 52772-1001 Request an address change.	124 W 10TH ST TIPTON,IA Map

Legal Description

NW IMP W 1/2 LOTS 23& 24 BLK 4

Tax Sale

[Click here to contact the county](#)

Cert Number - 2022 00093

Certificate Cancellation	6/20/2025
--------------------------	-----------

90 Day Right of Redemption	8/1/2024
----------------------------	----------

Redemption Amount On Or Before 5/31/2024	2355.63
--	---------

Redemption Amount After 5/31/2024 until 8/1/2024	2387.63
--	---------

Online redemption not available, please contact the county.





Cedar County Assessor

Cedar County Assessor Iowa

Assessor Hub provided by

[Vanguard Appraisals, Inc](#)

Vanguard Appraisals, Inc

[Home](#) | [Real Estate Search](#) | [Sale Search](#) | [Building Search](#)

Parcel Number: 0480-07-31-310-007-0

Deed Holder: MORDEN DUSTIN DABERT

Property Address: 124 W 10TH ST
TIPTON, IA 52772--000 [Map this address](#)

Mailing Address: DUSTIN DABERT MORDEN
124 W 10TH ST
TIPTON, IA 52772-1001 USA

Class: Residential

Map Area: TIPTON CORP

Tax District: TIPTON CORP-UR97 486

Plat Map: 318

Legal Description: NW IMP W 1/2 LOTS 23& 24 BLK 4
(Not to be used on legal documents)

Online Signature: [Homestead Tax Credit \(54-028\)](#) submission
[Military Service Tax Exemption Application \(54-146\)](#) submission

Property Report: [Property Report \(PDF file\)](#)
[Sample Image of Property Card](#)

Tax Information: [Tax Information](#)

Pin 0480-07-31-310-007-0 Photo

Current Value as of January 1, 2024; Taxes payable fall 2025 & spring 2026.

Land Value Dwelling Value Improvement Value Total Value

\$17,180 \$29,360 \$0 \$46,540

Prior Year Value Information

Year
Land Value
Dwelling Value
Improvement Value
Total Value

2023

\$17,180

\$28,520

\$0

\$45,700

2022

\$14,060

\$22,210

\$0

\$36,270

expand More Years...

Land Front Foot Information

Lot Front Rear Side 1 Side 2 Eff Frontage

Main Lot 71.00 71.00 100.00 100.00 62.48

Total SF 7,100 Total Acres 0.163

Assessor's lot sizes are for assessment purposes only and may NOT represent actual dimensions. For more accurate, complete data refer to GIS maps, plat maps, or legal documents.

expand all collapse all

Residential Building Information

Occupancy

Style

Year Built

Total Living Area

expand Single-Family / Owner Occupied

1 Story Frame

1909


728

expand all collapse all

Sale Information

Sale Date


Amount
Non-Useable Transaction Code
Recording

 expand 06/19/2015

\$5,600

24 - Auction sales

1276 91


 expand 11/05/2014

\$23,224

12 - Foreclosures, forfeitures, Sheriff and Tax Sales or transfers arising from default
1249 224


Sketch

[Back to top](#)



Sketch of Pin 0480-07-31-310-007-0

1 / 1

-  [Sketch of Pin 0480-07-31-310-007-0](#)

Sketch


[Back to top](#)



Sketch of

Pin 0480-07-

31-310-007-0

0  [Sketch of](#)

- [31-310-007-0](#)

GIS Map Information

[Back to top](#)

These data and/or map(s) are provided "as is" with no expressed or implied warranty of accuracy, correctness, or completeness. These data and/or map(s) do not replace or modify land surveys, deeds, and/or legal instruments defining land ownership or use. Cedar County, Iowa disclaims all liability arising out of the use or misuse of these data and/or map(s) for any purpose.


 [GIS Map Information](#)

[Click here for the GIS Maps](#)

[Click here for the GIS Maps](#)

Pictometry Online

[Back to top](#)



[Click here for Pictometry Map](#)

Related Information Links

[Back to top](#)

 [GIS Map Information](#)  [Real Estate Information](#)  [Pay Taxes Online](#)

[GIS Map Information](#) [Real Estate Information](#) [Pay Taxes Online](#)

[Administration Login](#) • Copyright© 2002-2019 [Vanguard Appraisals, Inc.](#)- All Rights Reserved • [Terms of Use](#)

 [Vanguard Appraisals, Inc](#)



NOTICE OF EXPIRATION OF RIGHT OF REDEMPTION

Dustin Dabert Morden
124 W. 10th St.
Tipton, IA 52772-1001

Acme Electric Co.
c/o Donald D. Barrigar, Registered Agent
1060 Capital Dr. SW
Cedar Rapids, IA 52404-9053

Randy L. Stannard
1820 N. Ridge Dr.
Coralville, IA 52241-1052

Joel Saldivar
2917 Cody St.
Bettendorf, IA 52722-4515

Iveth G. Carrion
2900 Heinz Rd.
Iowa City, IA 52240-8122

Iveth G. Carrion
111 W. 11th St.
Tipton, IA 52772

City of Tipton
c/o City Clerk
407 Lynn St.
Tipton, IA 52772

Cedar County
c/o County Auditor
400 Cedar St., First Floor
Tipton, IA 52772

State of Iowa
c/o Cedar County Attorney
400 Cedar St., Second Floor
Tipton, IA 52772

State of Iowa
c/o Iowa Attorney General
Hoover State Office Building
1305 Walnut Street
Des Moines, IA 50319

Parties in Possession
124 W. 10th St.
Tipton, IA 52772

You are hereby notified that on the 20th day of June, 2022, the following property was sold to ACC 856, LLC, for delinquent taxes, to wit:

The West Half of Lots 23 and 24, Block 4, Northwestern Improvement Company's Addition to Tipton, Cedar County, Iowa.

Parcel No. 048007313100070.

You further are notified that the right of redemption will expire and a deed for the parcel will be issued unless redemption is made within 90 days from the completed service of this notice.

Dated this 2nd day of May, 2024.



Charles P. Augustine
Attorney for the Certificate Holder

AGENDA ITEM

**AGENDA INFORMATION
TIPTON CITY COUNCIL COMMUNICATION**

DATE: 5/20/2024

AGENDA ITEM: BinderWorks (SDS)

ACTION: Discussion and Possible Approval

SYNOPSIS: BinderWorks is an electronic (SDS) Safety Data Sheet program. This company would come in to all our facilities and manage all SDS and make it accessible to all employees (city front office to fire fighters) and bring the City Utilities into compliance. This program is usable with any smart device. With talking to our safety group facilitator through IAMU we believe that the SDS Prime 2-year option will cover everything the City Utilities have. The total cost of this package is \$4,265.00 with a 5% savings through our IAMU membership our price would be \$4,051.75.

Cost is \$4,051.75

BUDGET ITEM: Yes

RESPONSIBLE DEPARTMENT: Electric

MAYOR/COUNCIL ACTION: Discussion and Possible Approval

ATTACHMENTS: Yes

PREPARED BY: Jon Walsh

DATE PREPARED: 5/15/2024.



WHEN IT COMES TO COMPLYING WITH THE OSHA HAZARD COMMUNICATION STANDARD, ONE OF THE BIGGEST CHALLENGES EMPLOYERS FACE IS HOW TO MAKE THEIR SAFETY DATA SHEETS AVAILABLE TO EMPLOYEES. OUR SERVICES CONTINUALLY IMPROVE AND GROW TO HELP YOU MEET THIS CHALLENGE.

BENEFITS



REDUCE COSTS

Reduce costs associated with SDS inventory creation and maintenance




SAVE TIME

Save time spent on SDS program management



SIMPLIFY

Keep the compliance process simple and convenient



KEY SERVICES

- Easy to Use
- Convenient Access
- Custom SDS Inventory Creation and Management
- SDS Updating and Archiving
- Secondary Container Labeling (GHS)
- Ability to Create Both Electronic Inventories and Hardcopy Binders
- SDS Inventory Integration with Other Subscribers



Harness the power and convenience of today's mobile technology with the SDS BinderWorks App (iOS & Android). Provide all of your employees with immediate access to your company's managed SDSs — ANYTIME, ANYWHERE!



Choose the plan that is right for you.

SDS BinderWorks has subscription plans to meet a variety of budgets and needs.

Regardless of the plan you choose, all subscribers are provided our signature service ... we build your first inventory for you. All you need to do is tell us what products you use, and we'll do the rest.

All SDSprime and SDSprime plus subscriptions include SDS BinderWorks Mobile App Access and GHS Secondary Container Labeling.

	MOST POPULAR	
	SDS essential	SDS prime
	SDS prime plus	
1 year:	\$900	\$2,435
2 year:	\$1,575	\$4,265
3 year:	\$2,250	\$6,095
		1 year: \$4,375
		2 year: \$7,655
		3 year: \$10,935

	SDS essential	SDS prime	SDS prime plus
Unlimited Mobile App Access	Optional [†]		
24/7 Online Access	✓	✓	✓
Initial Inventory Creation by SDS BinderWorks Staff	✓	✓	✓
Unlimited Employee Access	✓	✓	✓
Create, Authorize and Manage Users	✓	✓	✓
Maximum SDSs Managed [†]	200	500	1000 [†]
Advanced Product Search	✓	✓	✓
SDS Requests Per Year [†]	15 [†]	30 [†]	55 [†]
Number of Active Inventories	Unlimited	Unlimited	Unlimited
Inactive (Historical) Inventories	✓	✓	✓
Automated Archive Tracking	✓	✓	✓
Direct Login Link (Guest User Only)	✓	✓	✓
Customer Support/Orientation	✓	✓	✓
Quarterly Email Updates (Real-time Dashboard Notification)	✓	✓	✓
MSDS-to-SDS Conversion Tracking (GHS)	✓	✓	✓
Custom Inventory QR Codes		✓	✓
Secondary Container Labeling (GHS)		✓	✓
Access to SDS Archives		✓	✓
Digital Download of Inventories		✓	✓
In-house Binder Printing		✓	✓
Downloadable Binder Update Kits		✓	✓
Inventory Integration with Other Subscribers		✓	✓
Export Product Details to Excel Spreadsheet		✓	✓

†ADDITIONAL FEATURES: As an SDS BinderWorks subscriber, additional services are also available for purchase, including: Mobile App Access with Custom Inventory QR Codes for SDSessential, Additional SDSs Managed, Additional SDS Requests and Custom Hardcopy Binders.



WHEN IT COMES TO COMPLYING WITH THE OSHA HAZARD COMMUNICATION STANDARD, ONE OF THE BIGGEST CHALLENGES EMPLOYERS FACE IS HOW TO MAKE THEIR SAFETY DATA SHEETS AVAILABLE TO EMPLOYEES.

The new SDS BinderWorks mobile app rounds out our SDS delivery tools, giving you more ways than ever to effectively manage and communicate SDS information to your employees. Whether you choose to make your managed SDSs available to your employees on our website, in custom hard copy binders or via our new mobile app, SDS BinderWorks has you covered.

The new SDS BinderWorks mobile app for iOS and Android devices bridges the gap between the SDS BinderWorks website and your remote employees.

OSHA Hazard Communication Standard 1910.1200(g)(8)

The employer shall maintain in the workplace copies of the required safety data sheets for each hazardous chemical, and shall ensure that they are readily accessible during each work shift to employees when they are in their work area(s). (Electronic access and other alternatives to maintaining paper copies of the safety data sheets are permitted as long as no barriers to immediate employee access in each workplace are created by such options.)

HIGHLIGHTS
OF THE SDS BINDERWORKS
MOBILE APP

- **Harness the power of today's mobile technology (iOS & Android).**
- **Provide ALL employees with immediate access to your company's managed SDSs — ANYTIME, ANYWHERE!**
- **No internet connection — no problem!***
- **SDS inventory size is only limited by your company's subscription plan and the storage space available on your mobile device.**
- **Unparalleled update process — With the push of a button, update your saved company SDSs to the most current version available in your SDS BinderWorks account.**

*Internet connection is required for initial app setup, SDS update downloads and access to the full SDS BinderWorks database.

SDS SAFETY DATA SHEETS PROVIDED BY:



GHS PICTOGRAMS AND HAZARDS



FLAME
Flammable
Chemicals



FLAME OVER CIRCLE
Oxidizers



SKULL AND CROSSBONES
Acute Toxicity



CORROSION
Skin and Eye
Damage



EXPLODING BOMB
Explosives



EXCLAMATION MARK
Irritant



HEALTH HAZARDS
e.g., Cancer and
Birth Defects



GAS CYLINDER
Gases Under
Pressure



FOLLOW THESE SIMPLE STEPS to access your company's safety data sheets with the SDS BinderWorks® mobile app.

1. DOWNLOAD THE APP



Download from the Apple App Store or Google Play Store.

2. OBTAIN USERNAME AND PASSWORD

Obtain username and password from your supervisor and log in to the app.

3. DOWNLOAD INVENTORY

Connect to WiFi and download your company's SDS inventory.

4. SEARCH FOR SDS

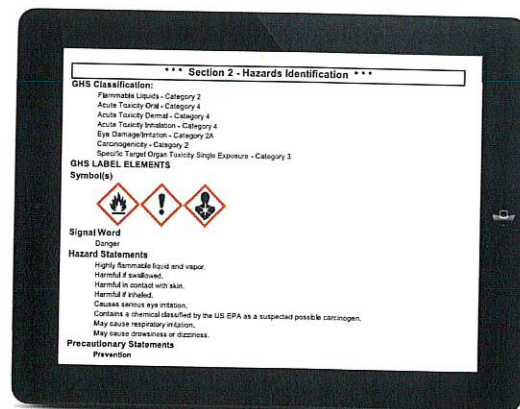
(Click on the sidebar to access the search screen.)

Search your company-wide inventory **OR** search the entire SDS BinderWorks database.

- Click on product name for details
- Click on PDF icon to view SDS
- Click on email link to send SDS to a colleague

5. UPDATE

Periodically click the Update link in the app to sync your device with your company's SDS information.





SDS BINDERWORKS SUBSCRIPTION FORM



IOWA
ASSOCIATION OF MUNICIPAL
UTILITIES

SUBSCRIPTION OPTIONS

Please check one option below to select desired subscription level and term.

Whether you choose to make your managed SDSs available to your employees on our website, in custom hard copy binders or via our new mobile app, SDS BinderWorks has you covered. The new SDS BinderWorks mobile app for iPhone, iPad and Android devices bridges the gap between the SDS BinderWorks website and your remote employees.

***IAMU Member Discount of 5% OFF Any Subscription Plan!**

essential

	subscription only	subscription with mobile app
1 year:	<input type="checkbox"/> \$900 \$855.00*	<input type="checkbox"/> \$1,275 \$1,230.00*
2 year:	<input type="checkbox"/> \$1,575 \$1,496.25*	<input type="checkbox"/> \$2,325 \$2,246.25*
3 year:	<input type="checkbox"/> \$2,250 \$2,137.50*	<input type="checkbox"/> \$3,375 \$3,262.50*

MOST POPULAR

prime

	subscription
1 year:	<input type="checkbox"/> \$2,435 \$2,313.25*
2 year:	<input type="checkbox"/> \$4,265 \$4,051.75*
3 year:	<input type="checkbox"/> \$6,095 \$5,790.25*

prime plus

	subscription
1 year:	<input type="checkbox"/> \$4,375 \$4,156.25*
2 year:	<input type="checkbox"/> \$7,655 \$7,272.25*
3 year:	<input type="checkbox"/> \$10,935 \$10,388.25*

COMPANY INFORMATION

Primary User
Company
Address
Address 2
City
State
Country
ZIP
Phone
Fax
Email
Website

PAYMENT INFORMATION

Payment must be enclosed for order to be processed. US Funds on US Bank.

Amount Enclosed \$

Check Enclosed (Make checks payable to: SDS BinderWorks)

Visa Mastercard American Express Discover

Credit Card #
Verification #*
Expiration Date
Name on Card
Billing Address
Address 2
City
State
ZIP
Country
Signature X

*Visa, Mastercard and Discover: See 3-digit card ID number on the back of the card after account number. American Express: See 4-digit, non-embossed number printed above your account number on the face of your card.

SUBMISSION INFORMATION

PHONE 515-334-2619
FAX 515-334-2620

MAIL 3066 104th Street
Urbandale, IA 50322

WEB www.sdsbinderworks.com
EMAIL customerservice@sdsbinderworks.com

Progress on Chemical Inventories for Tipton City departments:

Water Department= 27

Water Bay = 23

Office Area @ Streets Department = 17

Street Shop = Completed....325 total

Electric/Gas Shop Area: Completed....100 listed (Includes Laundry Room, Kitchen, and Break/Office areas)

At this point, we have approximately 495 chemicals listed. We have begun the Power Plant and have 4 pages already and we are not even half-way through this facility/department.

In addition, we still have other departments left to take inventory on. Obviously, Tipton will be well over the 500 chemicals mark.

Thank you!!

Sandra Jordan

AGENDA ITEM

**AGENDA INFORMATION
TIPTON CITY COUNCIL COMMUNICATION**

DATE:5/20/2024

AGENDA ITEM: Transformer Repairs

ACTION: Discussion and Possible Approval

SYNOPSIS: Over time we have amassed a few pad mount transformers that have been damaged in one way or another. I have had these picked up and evaluated by Sunbelt Solomon transformers. Some were not salvageable and need to be just replaced. All but one transformer are single-phase units.

The one transformer that is a 3-phase unit, was a special sized transformer that sat by Keller's Furniture. This unit sits on a basement that is in the sidewalk area. This is the only location that we have a transformer in the middle of a sidewalk. Over time this unit was starting to leak oil, which we now know was caused by sidewalk salt. I can get it replaced with another physically same sized transformer. I am also looking at have this new unit painted and coated with a anti-corrosive material to help prevent this from happening again.

There has been discussion of moving this unit out of the sidewalk area to a more suitable area in close proximity. This isn't an impossible task, but it does have its own challenges and added expenses. Rerouting and splicing primary and secondary wires along with tearing up sidewalk and moving this unit to a parking spot in the alley parking by Keller's.

I'd like to recommend keeping the transformer and basement in the sidewalk and getting the extra paint coating on the new replacement transformer.

Total for 4 single phase (\$14,340) and 1 3-phase Transformers(\$29,065): **\$43,405**

BUDGET ITEM: Yes

RESPONSIBLE DEPARTMENT: Electric

MAYOR/COUNCIL ACTION: Discussion and Possible Approval

ATTACHMENTS: Yes

PREPARED BY: Jon Walsh

DATE PREPARED: 5/15/2024.



Transformer Repair Report

Customer: Tipton Municipal Utilities***
 813 W SOUTH ST
 TIPTON, IA 52772

Pick up Date: 03/01/24

Load #: 189383

Customer Approval: _____
 Date Customer Signature

Please check appropriate column (repair or recycle), sign and return to Solomon Corporation

<u>MFG</u>	<u>Serial #</u>	<u>CO #</u>	<u>Taps</u>	<u>Arrestor</u>	<u>Repair Price</u>	<u>Repair</u>	<u>Replace Price</u>	<u>Replace</u>	<u>Recycle</u>
1ph Padmount									
25.0 KVA (4160GrdY/2400 x 12470GrdY/7200 - 240/120)									
JERRYS	82692-6	N/A	None		\$4,580.00	<input type="checkbox"/>			<input type="checkbox"/>
Loop, Wells and Inserts (15 KV (8.3/14.4)), Bayonet fusing, Stud, Switches (Dual Voltage, Delta Wye), PRV, Mineral Oil, Rewind Unit				Rewind unit Replace cabinet due to severe damage					
25.0 KVA (4160GrdY/2400 x 12470GrdY/7200 - 240/120)									
SOL	11983TH1	N/A	None		\$0.00	<input type="checkbox"/>			<input type="checkbox"/>
Loop, Wells and Feed Through Inserts (15 KV (8.3/14.4)), Bayonet fusing, Stud, Switches (Dual Voltage, Delta Wye), PRV, Mineral Oil, Damaged beyond repair				Damaged beyond repair- Failed TTR No available replacements at this time					
25.0 KVA (12470GrdY/7200 - 120/240)									
T&R	093223	N/A	None		\$0.00	<input type="checkbox"/>	\$5,120.00	<input type="checkbox"/>	<input type="checkbox"/>
Loop, Wells and Inserts (15 KV (8.3/14.4)), Bayonet fusing, Stud, Gauges (Pressure), Mineral Oil, Damaged beyond repair				Damaged beyond repair- Failed TTR Recommend replacing unit					
25.0 KVA (12470GrdY/7200 - 240/120)									
CM	196631922	X189	None		\$2,315.00	<input type="checkbox"/>			<input type="checkbox"/>
Loop, Wells and Inserts (15/25 KV (8.3/14.4)), Bayonet fusing, Spade 4, PRV, Mineral Oil, Recondition Unit				Replace sill due to severe rust Replace cabinet due to severe damage					
100.0 KVA (12470GrdY/7200 - 240/120)									
JERRYS	103100-2	N/A	None		\$2,325.00	<input type="checkbox"/>			<input type="checkbox"/>
Loop, Wells and Inserts (15 KV (8.3/14.4)), Bayonet fusing, Stud, PRV, Mineral Oil, Recondition Unit									
3ph Padmount									
150.0 KVA (2400/4160Y/2400 x 7200/12470Y/7200 - 208Y/									
SOL	59397	na	None		\$0.00	<input type="checkbox"/>	\$29,065.00	<input type="checkbox"/>	<input type="checkbox"/>
VLoop, Wells and Inserts (15 KV (8.3/14.4)), Bayonet fusing, Spade 6, Switches (Dual Voltage, Delta Wye), PRV, Drain Valve, Mineral Oil, Damaged beyond repair				Damaged beyond repair- Failed TTR Recommend replacing unit TA10X Transformer Coating	IC# 123060781				

Note:

(3) PCB Oil Test @ 25.00 EA for samples pulled on untested units that were received at Solomon Corporation

Transformer Recondition Repair Price Includes:

36 Month Warranty (materials and workmanship), 1) Initial Testing 2) New Gaskets 3) New Pressure Relief 4) Non-PCB Mineral Oil 5) Pressure Test 6) Final Electrical Testing 7) Sanding & Painting 8) Freight (pick up & delivery)

Transformer Rewind Repair Price Includes:

36 Month Warranty (materials and workmanship), 1) Initial Testing 2) New Gaskets 3) New Pressure Relief 4) Non-PCB Mineral Oil 5) New Primary Windings 6) New Secondary Windings 7) New Insulation 8) Pressure Test 9) Final Electrical Testing 10) Sanding & Painting 11) Freight (pick up & delivery)

CUSTOMER: Tipton Municipal Utilities

THREE PHASE PADMOUNT TRANSFORMER

PURCHASE ORDER #:

KVA: 150

TEMPERATURE RATING: 65

PROJECT:

HIGH VOLTAGE: 2400/4160Y/2400X/2200/12470Y/7200

LOW VOLTAGE: 208Y/120

PRIMARY TAPS: None

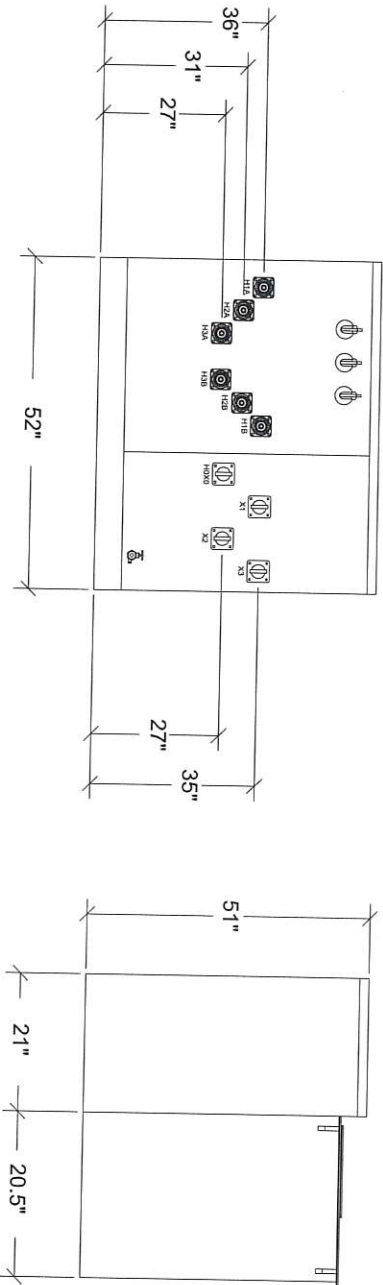
GALLONS OF FLUID: 121

TYPE OF FLUID: Mineral Oil

APPROXIMATE WEIGHT: 2,760lbs

HZ: 60

Loop Feed
Wells and Inserts HV Bushings
6-Hole Spade LV Bushings
Bayonet Fusing
Drain Valve + Sampler



BOTTOM CABINET DETAIL
SHOWN FROM BELOW



SUNBELT SOLOMON


NOTE:

1. ALL DIMENSIONS & WEIGHTS ARE APPROXIMATE.
THE NUMBER AND PRECISE LOCATION OF GAUGES, VALVES
PRESSURE RELIEFS, BUSHINGS AND OTHER COMPONENTS
SUBJECT TO CHANGE BEFORE UNIT IS COMPLETE.

Job #:


IC #: 123060781


3. DRAWING IS A REPRESENTATION OF THE LAYOUT FOR
THE TRANSFORMER AND IS NOT DRAWN TO SCALE.

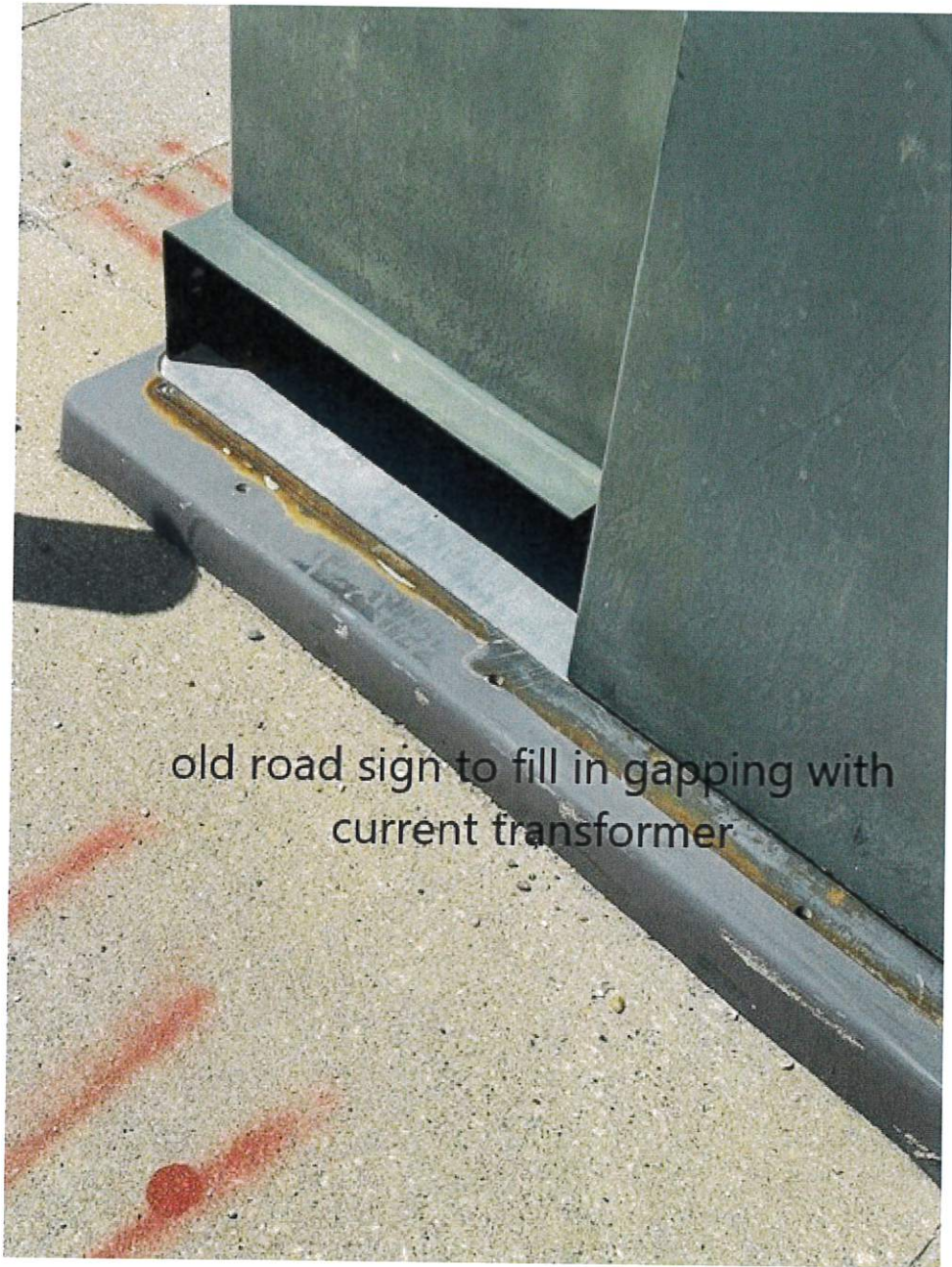












old road sign to fill in gapping with
current transformer